



ACEA

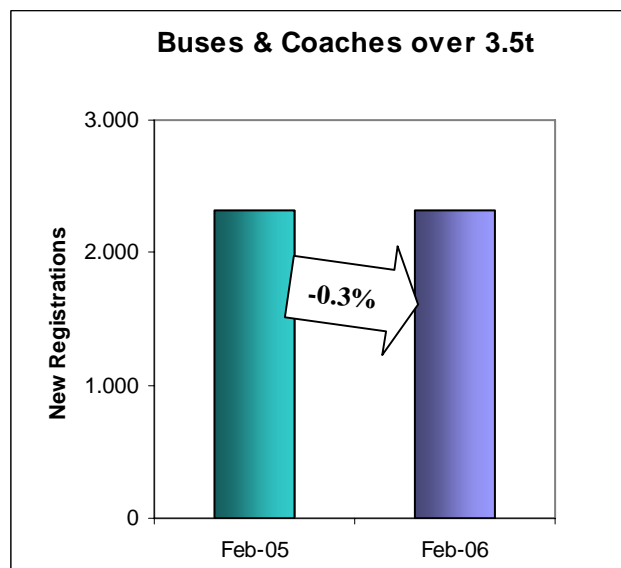
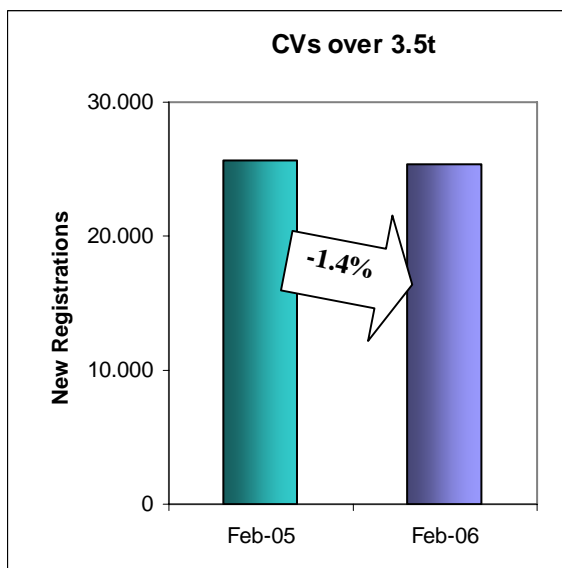
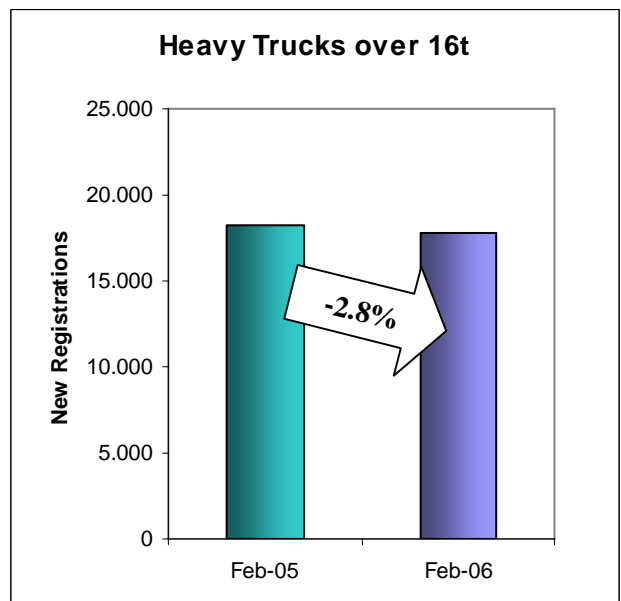
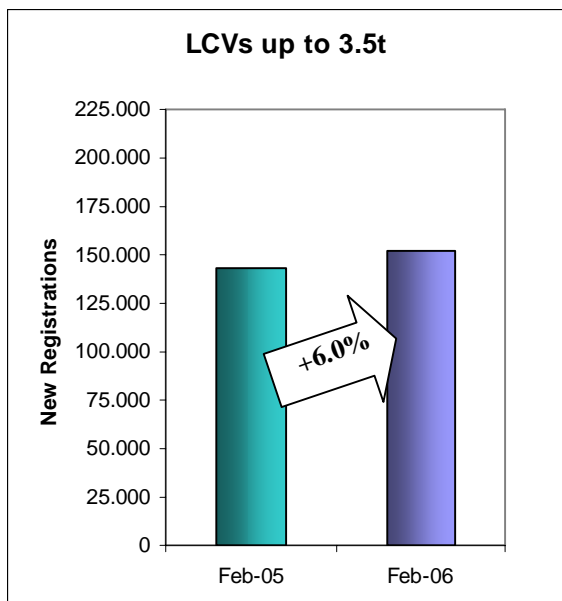
**PRESS EMBARGO FOR ALL DATA:
24 March 2006, 8.00 A.M. (7.00 A.M. GMT)**

Press Release

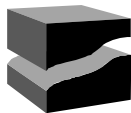
NEW COMMERCIAL VEHICLE REGISTRATIONS

February 2006

European Union + EFTA Countries



Next Press Release: Wednesday, 26 April 2006



ACEA

New Light Commercial Vehicles (LCVs) up to 3.5t

In total, 151,646 new LCVs were registered in W. Europe in February, representing a rise of 6% (and of +5.9% in the EU-15) with respect to February 2005. With a substantially equal number of working days (only Portugal had an extra trading day), this positive result seems to confirm an encouraging start of the year. The February result was driven by steady growth in Germany (+19.9%), while also Austria (+17.4%), Sweden (+16.4%), Denmark (+12.7%) and Ireland (+11.1%) posted two-digit increases. EFTA countries also show substantial growth (+10%). Cumulative figures for the first two months of the year show an increase of 5.5% (and of 5.3% in the EU-15), with Germany (+22.8%) again leading the ranking. Only three of the EU-15 countries (the Netherlands, the U.K. and Portugal) show a loss.

New Heavy Commercial Vehicles (HCVs) over 16t (excluding Buses & Coaches)

New heavy truck registrations in W. Europe reached 17,768 units in February, representing a drop of -2.8% (and -2.9% in the EU-15) with respect to February 2005. The market shows a contrasted picture: while Germany (+18.8%) and other countries such as Sweden, Luxembourg, Ireland and the Netherlands show tangible growth, other major markets, such as France (-19.3%), Italy (-11.6%), the U.K. (-9.6%) and Spain (-8.9%) have posted clear losses, as also did Denmark, Portugal and Belgium. Nevertheless, cumulative figures show a reduced loss with respect to January: -9.2% in W. Europe (and -9% in the EU-15).

New Commercial Vehicles over 3.5t (excluding Buses & Coaches)

The number of new medium and heavy Commercial Vehicles over 3.5t registered in February reached 25,381 units, a drop of -1.4% (and -2.1% in the EU-15) with respect to February 2005. National situations show a patchy picture, with significant growth in Greece (+32.1%), Sweden (+23.1%) and the Netherlands (+14.4%) and losses in France (-16.4%), Italy (-11.3%) and Belgium (-11.2%). Among major markets, Germany (+9.7%) remains the best performer. Growth was also substantial in EFTA countries (+28.6%). The trend is confirmed also in the cumulative figures, with a total decrease of -5.9% in the region (and of -6.1% in the EU-15).

New Buses & Coaches over 3.5t

Extreme differences are visible with regard to new medium and heavy Buses & Coaches. Total registrations in February reached 2,316 units, a marginal drop of -0.3% in W. Europe (and of -0.7% in the EU-15). Solid growth was reported in Luxembourg (+137.5%), Sweden (+103.8%), Greece (+79.3%), the Netherlands (+71.4%) and Denmark (+62.5%), while Finland (-53.5%), Germany (-37.6%) and Belgium (-28.9%) posted the biggest losses. Overall, the cumulative loss is reduced to -10.4% in the region (and -10.1% in the EU-15).



ACEA

Press Release

**PRESS EMBARGO FOR ALL DATA :
8.00 A.M.(7.00 A.M. GMT), 24 March 2006**

PROVISIONAL

EU + EFTA COUNTRIES REGISTRATION FIGURES BY MARKET NEW LIGHT COMMERCIAL VEHICLES up to 3.5t*

24/03/06

	February '06	February '05	% Change	Jan-Feb '06	Jan-Feb '05	% Change
AUSTRIA	1.967	1.676	17,4%	3.998	3.649	9,6%
BELGIUM	4.903	5.581	-12,1%	11.536	11.484	0,5%
DENMARK	4.357	3.865	12,7%	9.147	7.820	17,0%
FINLAND	1.230	1.171	5,0%	2.961	2.648	11,8%
FRANCE	36.480	34.146	6,8%	73.678	67.471	9,2%
GERMANY	13.245	11.045	19,9%	28.200	22.971	22,8%
GREECE	2.047	1.896	8,0%	4.547	4.077	11,5%
IRELAND	4.969	4.473	11,1%	13.300	11.469	16,0%
ITALY*	18.034	17.552	2,7%	33.767	33.620	0,4%
LUXEMBOURG	243	251	-3,2%	514	535	-3,9%
NETHERLANDS	5.530	5.245	5,4%	14.120	15.962	-11,5%
PORTUGAL	5.276	5.342	-1,2%	10.625	10.982	-3,3%
SPAIN	31.421	28.677	9,6%	58.543	56.160	4,2%
SWEDEN	2.772	2.382	16,4%	5.239	4.374	19,8%
UNITED KINGDOM	14.476	15.523	-6,7%	35.917	37.493	-4,2%
EUROPEAN UNION	146.950	138.825	5,9%	306.092	290.715	5,3%
ICELAND	170	135	25,9%	346	262	32,1%
NORWAY	2.932	2.614	12,2%	6.088	5.038	20,8%
SWITZERLAND	1.594	1.522	4,7%	3.144	3.311	-5,0%
EFTA	4.696	4.271	10,0%	9.578	8.611	11,2%
WEST. EUROPE	151.646	143.096	6,0%	315.670	299.326	5,5%

(*) : For Italy, delivery figures

For further information, please call:

Mr. Alfredo Filippone - Director of Communications - Tel. + 32 2 738 73 45

ACEA

Association des
Constructeurs
Européens
d'Automobiles

Rue du Noyer 211
B-1000 Bruxelles
Tel (32 2) 732 55 50
Fax (32 2) 738 73 10
(32 2) 738 73 11

This information is available on ACEA's website:

<http://www.acea.be>

Next Press Release on Commercial Vehicles to be issued on 26 April 2006



ACEA

Press Release

**PRESS EMBARGO FOR ALL DATA :
8.00 A.M.(7.00 A.M. GMT), 24 March 2006**

PROVISIONAL

EU + EFTA COUNTRIES REGISTRATION FIGURES BY MARKET NEW HEAVY COMMERCIAL VEHICLES of 16t and over*

24/03/06

	February '06	February '05	% Change	Jan-Feb '06	Jan-Feb '05	% Change
AUSTRIA	547	544	0,6%	1.054	1.464	-28,0%
BELGIUM	568	677	-16,1%	1.276	1.942	-34,3%
DENMARK	264	319	-17,2%	503	704	-28,6%
FINLAND	195	207	-5,8%	473	496	-4,6%
FRANCE	2.826	3.501	-19,3%	5.926	8.239	-28,1%
GERMANY	4.259	3.585	18,8%	9.101	7.877	15,5%
GREECE	94	89	5,6%	213	180	18,3%
IRELAND	410	351	16,8%	981	832	17,9%
ITALY	2.287	2.586	-11,6%	4.428	4.828	-8,3%
LUXEMBOURG	117	96	21,9%	199	159	25,2%
NETHERLANDS	1.139	1.019	11,8%	2.906	2.602	11,7%
PORTUGAL	228	273	-16,5%	639	617	3,6%
SPAIN	2.109	2.314	-8,9%	3.779	4.800	-21,3%
SWEDEN	413	337	22,6%	771	641	20,3%
UNITED KINGDOM	1.916	2.120	-9,6%	4.203	4.435	-5,2%
EUROPEAN UNION	17.372	17.895	-2,9%	36.021	39.577	-9,0%
ICELAND	18	24	-25,0%	35	36	-2,8%
NORWAY	230	215	7,0%	503	601	-16,3%
SWITZERLAND	148	155	-4,5%	348	427	-18,5%
EFTA	396	394	0,5%	886	1.064	-16,7%
WEST. EUROPE	17.768	18.289	-2,8%	36.907	40.641	-9,2%

(*) : Excluding Buses and Coaches

For further information, please call:

Mr. Alfredo Filippone - Director of Communications - Tel. + 32 2 738 73 45

ACEA

Association des
Constructeurs
Européens
d'Automobiles

Rue du Noyer 211
B-1000 Bruxelles
Tel (32 2) 732 55 50
Fax (32 2) 738 73 10
(32 2) 738 73 11

This information is available on ACEA's website:

<http://www.acea.be>



ACEA

Press Release

**PRESS EMBARGO FOR ALL DATA :
8.00 A.M.(7.00 A.M. GMT), 24 March 2006**

PROVISIONAL

EU + EFTA COUNTRIES REGISTRATION FIGURES BY MARKET NEW MEDIUM & HEAVY COMMERCIAL VEHICLES over 3.5t*

24/03/06

	February '06	February '05	% Change	Jan-Feb '06	Jan-Feb '05	% Change
AUSTRIA	596	584	2,1%	1.144	1.570	-27,1%
BELGIUM	787	886	-11,2%	1.751	2.392	-26,8%
DENMARK	309	369	-16,3%	607	809	-25,0%
FINLAND	380	361	5,3%	912	854	6,8%
FRANCE	3.513	4.201	-16,4%	7.341	9.779	-24,9%
GERMANY	6.558	5.978	9,7%	13.848	12.627	9,7%
GREECE	206	156	32,1%	396	331	19,6%
IRELAND	689	581	18,6%	1.602	1.367	17,2%
ITALY	3.104	3.500	-11,3%	5.911	6.566	-10,0%
LUXEMBOURG	121	109	11,0%	216	193	11,9%
NETHERLANDS	1.319	1.153	14,4%	3.300	2.945	12,1%
PORTUGAL	356	357	-0,3%	899	809	11,1%
SPAIN	2.744	2.988	-8,2%	5.070	6.108	-17,0%
SWEDEN	491	399	23,1%	945	764	23,7%
UNITED KINGDOM	3.394	3.482	-2,5%	7.240	7.411	-2,3%
EUROPEAN UNION	24.567	25.104	-2,1%	51.182	54.525	-6,1%
ICELAND	32	57	-43,9%	62	102	-39,2%
NORWAY	582	360	61,7%	1.046	871	20,1%
SWITZERLAND	200	216	-7,4%	463	543	-14,7%
EFTA	814	633	28,6%	1.571	1.516	3,6%
WEST. EUROPE	25.381	25.737	-1,4%	52.753	56.041	-5,9%

(*) : Excluding Buses and Coaches

For further information, please call:

Mr. Alfredo Filippone - Director of Communications - Tel. + 32 2 738 73 45

ACEA

Association des
Constructeurs
Européens
d'Automobiles

Rue du Noyer 211
B-1000 Bruxelles
Tel (32 2) 732 55 50
Fax (32 2) 738 73 10
(32 2) 738 73 11

This information is available on ACEA's website:

<http://www.acea.be>



ACEA

Press Release

**PRESS EMBARGO FOR ALL DATA :
8.00 A.M.(7.00 A.M. GMT), 24 March 2006**

PROVISIONAL

EU + EFTA COUNTRIES REGISTRATION FIGURES BY MARKET NEW MEDIUM & HEAVY BUSES & COACHES over 3.5t

24/03/06

	February '06	February '05	% Change	Jan-Feb '06	Jan-Feb '05	% Change
AUSTRIA	56	54	3,7%	140	132	6,1%
BELGIUM	59	83	-28,9%	147	217	-32,3%
DENMARK	26	16	62,5%	76	59	28,8%
FINLAND	20	43	-53,5%	83	102	-18,6%
FRANCE	361	387	-6,7%	922	1.027	-10,2%
GERMANY	310	497	-37,6%	711	1.062	-33,1%
GREECE	52	29	79,3%	107	77	39,0%
IRELAND	38	6	++	68	61	11,5%
ITALY	582	456	27,6%	1.024	943	8,6%
LUXEMBOURG	19	8	137,5%	59	52	13,5%
NETHERLANDS	84	49	71,4%	125	84	48,8%
PORTUGAL	37	48	-22,9%	97	126	-23,0%
SPAIN	263	248	6,0%	411	490	-16,1%
SWEDEN	53	26	103,8%	116	73	58,9%
UNITED KINGDOM	267	292	-8,6%	526	626	-16,0%
EUROPEAN UNION	2.227	2.242	-0,7%	4.612	5.131	-10,1%
ICELAND	3	0	--	7	8	-12,5%
NORWAY	62	57	8,8%	117	138	-15,2%
SWITZERLAND	24	25	-4,0%	51	64	-20,3%
EFTA	89	82	8,5%	175	210	-16,7%
WEST. EUROPE	2.316	2.324	-0,3%	4.787	5.341	-10,4%

For further information, please call:

Mr. Alfredo Filippone - Director of Communications - Tel. + 32 2 738 73 45

ACEA

This information is available on ACEA's website:

<http://www.acea.be>

Association des

Constructeurs

Européens

d'Automobiles

Rue du Noyer 211

B-1000 Bruxelles

Tel (32 2) 732 55 50

Fax (32 2) 738 73 10

(32 2) 738 73 11