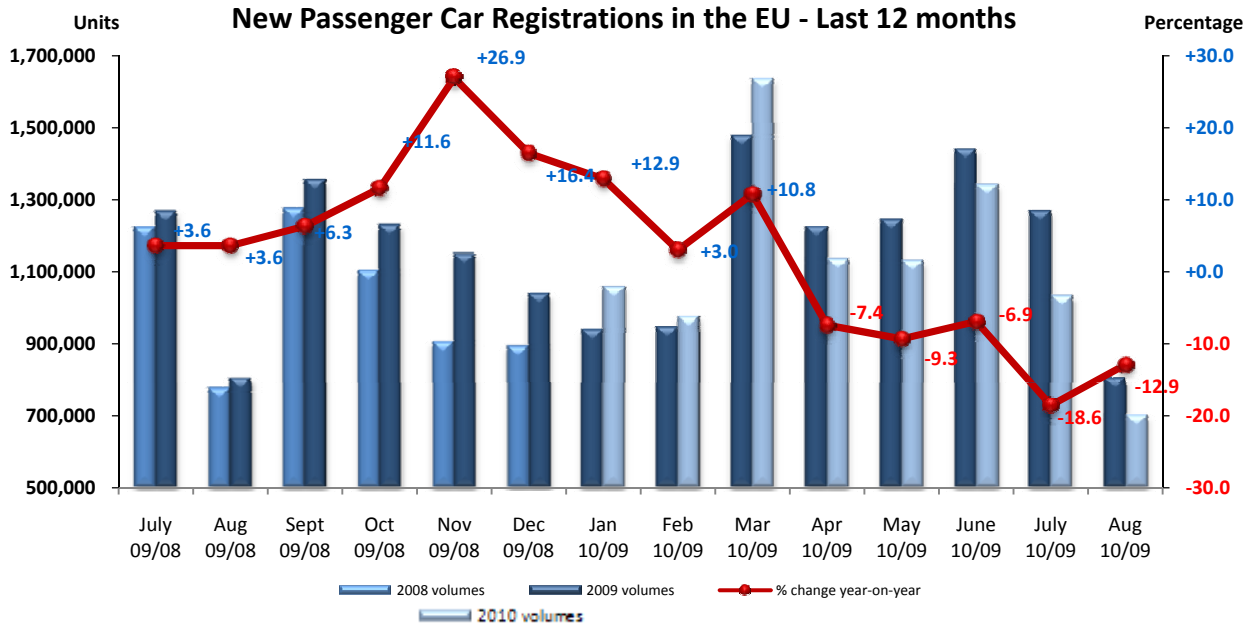




September 16, 2010

## New Passenger Car Registrations European Union



Not adjusted for working days

### PASSENGER CARS: registrations fall over summer

Continuing the downward trend shown in the second quarter of 2010, new car registrations in the EU\* slipped into considerable percentage drops over the summer months. New registrations fell by 18.6% in **July** and 12.9% in **August**. **Eight months into the year**, new cars in the EU\* totaled 9,021,703 units, or 3.5% less than over the same period a year ago.

**In July**, a double-digit contraction occurred in the main markets, ranging from -12.8% in France to -13.2% in the UK, -24.1% in Spain, -25.7% in Italy and -30.2% in Germany. Overall, 1,032,893 new cars were registered, or 18.6% less than in July last year.

**In August**, as in July, France (-7.9%), the UK (-17.5%), Italy (-19.3%), Spain (-23.8%) and Germany (-27.0%) all recorded a considerable downturn. Traditionally a month with lower registration levels, August recorded a total of 701,710 new car registrations (-12.9%).

**From January to August**, new car registrations across the EU reached 9,021,703 in number, or 3.5% less than in the first eight months of 2009. Of the most significant markets, France (+2.0%), the UK (+13.2%) and Spain (+21.9%) expanded, while Italy (-2.5%) and Germany (-28.7%) contracted. The steepest fall was noted in Bulgaria (-39.1%) and the highest increase in Ireland (+49.6%).

\* EU27, data for Cyprus and Malta unavailable

**NB:** Commencing with the January 2010 new passenger car registrations figures, the ACEA data sheets will provide new vehicle registrations in alphabetical order for the countries of the European Union, and no longer separate for Western-Europe (15) and new EU Member States (10)\*. Results for the EFTA countries will continue to be reported separately. The monthly press releases will quote the 'EU' figures first, followed by the 'total Europe' figures, adding up the EU and EFTA figures.

**PRESS EMBARGO FOR ALL DATA :  
8.00 A.M.(6.00 A.M GMT), September 16, 2010**

## PROVISIONAL NEW PASSENGER CAR REGISTRATIONS BY MARKET EUROPEAN UNION\*

Av. des Nerviens 85  
B-1040 Bruxelles  
Tel (32 2) 732 55 50  
Fax (32 2) 738 73 10  
(32 2) 738 73 11

Commencing with the January 2010 new passenger car registrations figures, the ACEA data sheets will provide new vehicle registrations in alphabetical order for the countries of the European Union, and no longer separate for Western-Europe (15) and new EU Member States (10)\*. Results for the EFTA countries will continue to be reported separately. The monthly press releases will quote the 'EU' figures first, followed by the 'total Europe' figures, adding up the EU and EFTA figures.  
16/09/10

|                               | August '10     | August '09     | % Chg 10/09  | Jan - Aug '10    | Jan - Aug '09    | % Chg 10/09  |
|-------------------------------|----------------|----------------|--------------|------------------|------------------|--------------|
| AUSTRIA                       | 24,693         | 22,423         | +10.1        | 223,345          | 221,133          | +1.0         |
| BELGIUM                       | 37,540         | 30,085         | +24.8        | 397,052          | 339,196          | +17.1        |
| BULGARIA                      | 1,376          | 1,590          | -13.5        | 10,134           | 16,651           | -39.1        |
| CZECH REPUBLIC                | 12,088         | 12,174         | -0.7         | 112,502          | 105,552          | +6.6         |
| DENMARK                       | 11,467         | 7,916          | +44.9        | 96,901           | 71,795           | +35.0        |
| ESTONIA                       | 706            | 542            | +30.3        | 5,367            | 6,221            | -13.7        |
| FINLAND                       | 8,593          | 6,118          | +40.5        | 78,353           | 65,075           | +20.4        |
| FRANCE                        | 105,166        | 114,132        | -7.9         | 1,487,546        | 1,458,968        | +2.0         |
| GERMANY                       | 200,885        | 275,219        | -27.0        | 1,907,104        | 2,674,600        | -28.7        |
| GREECE                        | 7,167          | 22,845         | -68.6        | 117,237          | 169,088          | -30.7        |
| HUNGARY                       | 3,187          | 2,425          | +31.4        | 29,602           | 45,859           | -35.4        |
| IRELAND                       | 5,061          | 2,414          | +109.7       | 79,145           | 52,906           | +49.6        |
| ITALY                         | 68,718         | 85,123         | -19.3        | 1,386,863        | 1,422,192        | -2.5         |
| LATVIA                        | 489            | 248            | +97.2        | 3,078            | 2,939            | +4.7         |
| LITHUANIA                     | 617            | 520            | +18.7        | 4,603            | 4,971            | -7.4         |
| LUXEMBURG                     | 2,538          | 2,579          | -1.6         | 36,649           | 33,368           | +9.8         |
| NETHERLANDS                   | 36,728         | 27,825         | +32.0        | 345,448          | 282,563          | +22.3        |
| POLAND***                     | 22,599         | 21,060         | +7.3         | 205,347          | 214,559          | -4.3         |
| PORTUGAL                      | 11,941         | 10,512         | +13.6        | 147,500          | 100,763          | +46.4        |
| ROMANIA                       | 8,471          | 8,591          | -1.4         | 55,488           | 81,861           | -32.2        |
| SLOVAKIA                      | 5,206          | 6,394          | -18.6        | 38,507           | 57,571           | -33.1        |
| SLOVENIA                      | 4,215          | 3,883          | +8.6         | 41,783           | 38,412           | +8.8         |
| SPAIN                         | 44,578         | 58,509         | -23.8        | 730,906          | 599,803          | +21.9        |
| SWEDEN                        | 22,376         | 15,542         | +44.0        | 180,830          | 132,887          | +36.1        |
| UNITED KINGDOM                | 55,305         | 67,006         | -17.5        | 1,300,413        | 1,149,110        | +13.2        |
| <b>EUROPEAN UNION (EU27)*</b> | <b>701,710</b> | <b>805,675</b> | <b>-12.9</b> | <b>9,021,703</b> | <b>9,348,043</b> | <b>-3.5</b>  |
| <b>EU15</b>                   | <b>642,756</b> | <b>748,248</b> | <b>-14.1</b> | <b>8,515,292</b> | <b>8,773,447</b> | <b>-2.9</b>  |
| <b>EU10*</b>                  | <b>58,954</b>  | <b>57,427</b>  | <b>+2.7</b>  | <b>506,411</b>   | <b>574,596</b>   | <b>-11.9</b> |
| ICELAND                       | 102            | 135            | -24.4        | 2,462            | 1,724            | +42.8        |
| NORWAY                        | 10,414         | 7,967          | +30.7        | 83,890           | 59,108           | +41.9        |
| SWITZERLAND**                 | 19,277         | 17,973         | +7.3         | 192,251          | 175,851          | +9.3         |
| <b>EFTA</b>                   | <b>29,793</b>  | <b>26,075</b>  | <b>+14.3</b> | <b>278,603</b>   | <b>236,683</b>   | <b>+17.7</b> |
| <b>EU27*+EFTA</b>             | <b>731,503</b> | <b>831,750</b> | <b>-12.1</b> | <b>9,300,306</b> | <b>9,584,726</b> | <b>-3.0</b>  |
| <b>EU15+EFTA</b>              | <b>672,549</b> | <b>774,323</b> | <b>-13.1</b> | <b>8,793,895</b> | <b>9,010,130</b> | <b>-2.4</b>  |

(\*) EU including Bulgaria and Romania; data for Malta and Cyprus currently not available.

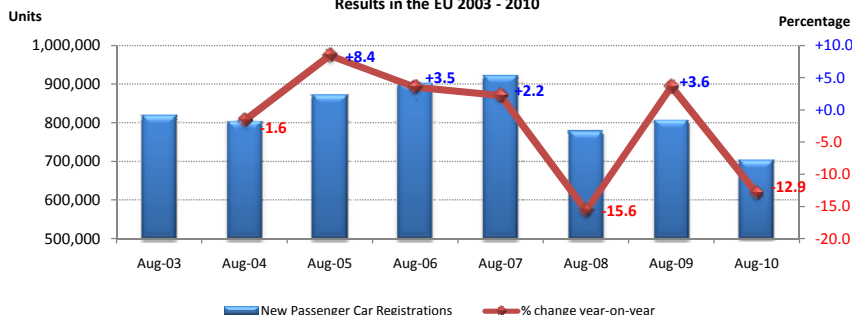
(\*\*) ACEA estimates

(\*\*\*) Figures reported in Poland correspond to sales;

registrations are lower than sales by ca. 9-10% in August and by ca. 6% in Jan-Aug.


For further information, please contact: Ms. Quynh-Nhu Huynh - Manager Economics & Communications - E-mail: qh@acea.be - Tel. (32) 2 738 73 55

**New Passenger Car Registrations in August  
Results in the EU 2003 - 2010**



**Next press release: Friday, October 15, 2010**

This information is available on the ACEA website: <http://www.acea.be>



ACEA

# Press Release

## PROVISIONAL

### NEW PASSENGER CAR REGISTRATIONS BY MANUFACTURER

#### EUROPEAN UNION (EU)\*

Commencing with the January 2010 new passenger car registrations figures, the ACEA data sheets will provide new vehicle registrations in alphabetical order for the countries of the European Union, and no longer separate for Western-Europe (15) and new EU Member States (10)\*. Results for the EFTA countries will continue to be reported separately. The monthly press releases will quote the 'EU' figures first, followed by the 'total Europe' figures, adding up the EU and EFTA figures.

16/09/10

|                          | August      |             |                |                |              | January - August |             |                  |                  |              |
|--------------------------|-------------|-------------|----------------|----------------|--------------|------------------|-------------|------------------|------------------|--------------|
|                          | %Share      |             | Units          | Units          | % Chg        | %Share           |             | Units            | Units            | % Chg        |
|                          | '10         | '09         | '10            | '09            | 10/09        | '10              | '09         | '10              | '09              | 10/09        |
| <b>ALL BRANDS**</b>      |             |             | <b>701,710</b> | <b>805,675</b> | <b>-12.9</b> |                  |             | <b>9,021,703</b> | <b>9,348,043</b> | <b>-3.5</b>  |
| <b>VW Group</b>          | <b>23.7</b> | <b>23.2</b> | <b>166,059</b> | <b>186,702</b> | <b>-11.1</b> | <b>21.2</b>      | <b>21.4</b> | <b>1,914,826</b> | <b>2,000,859</b> | <b>-4.3</b>  |
| VOLKSWAGEN               | 12.1        | 12.7        | 85,247         | 101,953        | -16.4        | 11.2             | 11.4        | 1,013,944        | 1,065,157        | -4.8         |
| AUDI                     | 5.0         | 4.3         | 35,036         | 35,014         | +0.1         | 4.5              | 4.3         | 402,811          | 406,100          | -0.8         |
| SEAT                     | 2.5         | 2.4         | 17,831         | 19,394         | -8.1         | 2.3              | 2.3         | 204,612          | 215,995          | -5.3         |
| SKODA                    | 4.0         | 3.8         | 27,871         | 30,276         | -7.9         | 3.2              | 3.3         | 292,211          | 312,284          | -6.4         |
| Others (1)               | 0.0         | 0.0         | 74             | 65             | +13.8        | 0.0              | 0.0         | 1,248            | 1,323            | -5.7         |
| <b>PSA Group</b>         | <b>12.9</b> | <b>13.0</b> | <b>90,294</b>  | <b>104,666</b> | <b>-13.7</b> | <b>13.8</b>      | <b>13.1</b> | <b>1,243,031</b> | <b>1,226,075</b> | <b>+1.4</b>  |
| PEUGEOT                  | 6.9         | 7.0         | 48,152         | 56,297         | -14.5        | 7.5              | 7.0         | 675,070          | 657,096          | +2.7         |
| CITROEN                  | 6.0         | 6.0         | 42,142         | 48,369         | -12.9        | 6.3              | 6.1         | 567,961          | 568,979          | -0.2         |
| <b>RENAULT Group</b>     | <b>10.1</b> | <b>9.5</b>  | <b>70,762</b>  | <b>76,510</b>  | <b>-7.5</b>  | <b>10.5</b>      | <b>9.0</b>  | <b>949,089</b>   | <b>839,031</b>   | <b>+13.1</b> |
| RENAULT                  | 7.5         | 7.2         | 52,560         | 57,754         | -9.0         | 8.6              | 7.3         | 771,784          | 679,763          | +13.5        |
| DACIA                    | 2.6         | 2.3         | 18,202         | 18,756         | -3.0         | 2.0              | 1.7         | 177,305          | 159,268          | +11.3        |
| <b>GM Group</b>          | <b>8.5</b>  | <b>8.5</b>  | <b>59,329</b>  | <b>68,881</b>  | <b>-13.9</b> | <b>8.5</b>       | <b>9.1</b>  | <b>766,696</b>   | <b>851,388</b>   | <b>-9.9</b>  |
| OPEL/VAUXHALL            | 6.8         | 7.0         | 48,061         | 56,445         | -14.9        | 7.2              | 7.5         | 647,028          | 705,384          | -8.3         |
| CHEVROLET                | 1.6         | 1.4         | 11,194         | 11,306         | -1.0         | 1.3              | 1.4         | 115,336          | 126,323          | -8.7         |
| SAAB (4)                 |             | 0.1         |                | 1,046          |              |                  | 0.2         | 3,436            | 18,864           |              |
| GM (US)                  | 0.0         | 0.0         | 74             | 84             | -11.9        | 0.0              | 0.0         | 896              | 817              | +9.7         |
| <b>FORD</b>              | <b>7.0</b>  | <b>7.7</b>  | <b>49,080</b>  | <b>62,214</b>  | <b>-21.1</b> | <b>8.3</b>       | <b>8.8</b>  | <b>750,028</b>   | <b>825,068</b>   | <b>-9.1</b>  |
| <b>FIAT Group</b>        | <b>6.5</b>  | <b>7.5</b>  | <b>45,720</b>  | <b>60,324</b>  | <b>-24.2</b> | <b>8.0</b>       | <b>9.0</b>  | <b>723,356</b>   | <b>840,476</b>   | <b>-13.9</b> |
| FIAT                     | 5.1         | 6.1         | 36,096         | 48,853         | -26.1        | 6.4              | 7.3         | 580,809          | 682,908          | -15.0        |
| LANCIA                   | 0.5         | 0.7         | 3,744          | 5,652          | -33.8        | 0.8              | 0.9         | 72,326           | 79,567           | -9.1         |
| ALFA ROMEO               | 0.8         | 0.7         | 5,628          | 5,587          | +0.7         | 0.7              | 0.8         | 65,894           | 73,797           | -10.7        |
| Others (2)               | 0.0         | 0.0         | 252            | 232            | +8.6         | 0.0              | 0.0         | 4,327            | 4,204            | +2.9         |
| <b>BMW Group</b>         | <b>5.0</b>  | <b>4.8</b>  | <b>34,809</b>  | <b>39,041</b>  | <b>-10.8</b> | <b>5.1</b>       | <b>4.7</b>  | <b>463,049</b>   | <b>443,472</b>   | <b>+4.4</b>  |
| BMW                      | 4.2         | 4.0         | 29,154         | 32,154         | -9.3         | 4.2              | 3.9         | 379,992          | 360,738          | +5.3         |
| MINI                     | 0.8         | 0.9         | 5,655          | 6,887          | -17.9        | 0.9              | 0.9         | 83,057           | 82,734           | +0.4         |
| <b>DAIMLER</b>           | <b>4.8</b>  | <b>4.3</b>  | <b>33,394</b>  | <b>34,518</b>  | <b>-3.3</b>  | <b>4.7</b>       | <b>4.7</b>  | <b>421,604</b>   | <b>437,537</b>   | <b>-3.6</b>  |
| MERCEDES                 | 4.2         | 3.7         | 29,250         | 29,737         | -1.6         | 4.1              | 4.0         | 366,576          | 375,305          | -2.3         |
| SMART                    | 0.6         | 0.6         | 4,144          | 4,781          | -13.3        | 0.6              | 0.7         | 55,028           | 62,232           | -11.6        |
| <b>TOYOTA Group</b>      | <b>4.8</b>  | <b>5.2</b>  | <b>33,397</b>  | <b>41,891</b>  | <b>-20.3</b> | <b>4.3</b>       | <b>4.9</b>  | <b>385,115</b>   | <b>457,118</b>   | <b>-15.8</b> |
| TOYOTA                   | 4.6         | 5.1         | 32,625         | 40,945         | -20.3        | 4.1              | 4.8         | 373,346          | 445,160          | -16.1        |
| LEXUS                    | 0.1         | 0.1         | 772            | 946            | -18.4        | 0.1              | 0.1         | 11,769           | 11,958           | -1.6         |
| <b>NISSAN</b>            | <b>2.8</b>  | <b>2.9</b>  | <b>19,470</b>  | <b>23,559</b>  | <b>-17.4</b> | <b>2.9</b>       | <b>2.3</b>  | <b>257,719</b>   | <b>215,395</b>   | <b>+19.6</b> |
| <b>HYUNDAI</b>           | <b>3.2</b>  | <b>2.8</b>  | <b>22,357</b>  | <b>22,554</b>  | <b>-0.9</b>  | <b>2.6</b>       | <b>2.4</b>  | <b>233,931</b>   | <b>222,231</b>   | <b>+5.3</b>  |
| <b>KIA</b>               | <b>2.1</b>  | <b>1.9</b>  | <b>14,545</b>  | <b>15,671</b>  | <b>-7.2</b>  | <b>1.9</b>       | <b>1.7</b>  | <b>169,504</b>   | <b>157,895</b>   | <b>+7.4</b>  |
| <b>VOLVO CAR CORP.</b>   | <b>1.2</b>  | <b>0.9</b>  | <b>8,523</b>   | <b>7,544</b>   | <b>+13.0</b> | <b>1.5</b>       | <b>1.3</b>  | <b>137,507</b>   | <b>117,492</b>   | <b>+17.0</b> |
| <b>SUZUKI</b>            | <b>1.5</b>  | <b>2.1</b>  | <b>10,351</b>  | <b>16,902</b>  | <b>-38.8</b> | <b>1.4</b>       | <b>1.8</b>  | <b>122,758</b>   | <b>166,031</b>   | <b>-26.1</b> |
| <b>MAZDA</b>             | <b>1.4</b>  | <b>1.5</b>  | <b>9,876</b>   | <b>12,014</b>  | <b>-17.8</b> | <b>1.3</b>       | <b>1.4</b>  | <b>119,399</b>   | <b>131,470</b>   | <b>-9.2</b>  |
| <b>HONDA</b>             | <b>1.2</b>  | <b>1.6</b>  | <b>8,314</b>   | <b>12,655</b>  | <b>-34.3</b> | <b>1.3</b>       | <b>1.7</b>  | <b>118,719</b>   | <b>158,292</b>   | <b>-25.0</b> |
| <b>JAGUAR LAND ROVER</b> | <b>0.4</b>  | <b>0.3</b>  | <b>2,903</b>   | <b>2,700</b>   | <b>+7.5</b>  | <b>0.7</b>       | <b>0.5</b>  | <b>60,646</b>    | <b>49,104</b>    | <b>+23.5</b> |
| LAND ROVER               | 0.3         | 0.2         | 2,019          | 1,909          | +5.7         | 0.5              | 0.3         | 43,427           | 31,630           | +37.3        |
| JAGUAR                   | 0.1         | 0.1         | 884            | 791            | +11.8        | 0.2              | 0.2         | 17,219           | 17,474           | -1.5         |
| <b>MITSUBISHI</b>        | <b>1.0</b>  | <b>0.6</b>  | <b>6,830</b>   | <b>5,233</b>   | <b>+30.5</b> | <b>0.7</b>       | <b>0.7</b>  | <b>58,818</b>    | <b>66,732</b>    | <b>-11.9</b> |
| <b>CHRYSLER (3)</b>      | <b>0.2</b>  | <b>0.3</b>  | <b>1,680</b>   | <b>2,671</b>   | <b>-37.1</b> | <b>0.3</b>       | <b>0.3</b>  | <b>24,740</b>    | <b>32,716</b>    | <b>-24.4</b> |
| <b>OTHER**</b>           | <b>2.0</b>  | <b>1.2</b>  | <b>14,018</b>  | <b>9,425</b>   | <b>+48.7</b> | <b>1.1</b>       | <b>1.2</b>  | <b>101,169</b>   | <b>109,661</b>   | <b>-7.7</b>  |

(1) VW Group: VW 'other' include Bentley, Bugatti and Lamborghini

(\*) data for Cyprus & Malta n.a.

For further information, please contact:

(2) FIAT Group: FIAT 'other' include Ferrari & Maserati


(\*\*) ACEA estimates

Ms. Quynh-Nhu Huynh - Manager Economics & Communications

(3) CHRYSLER includes Chrysler, Dodge and Jeep

E-mail: qh@acea.be - Tel. (32) 2 738 73 55

(4) Saab is not reported as part of GM starting March 2010. Saab figures for January and February are contained in the total GM number.



ACEA

# Press Release

## PROVISIONAL

### NEW PASSENGER CAR REGISTRATIONS BY MANUFACTURER

#### EU\* + EFTA Countries

Commencing with the January 2010 new passenger car registrations figures, the ACEA data sheets will provide new vehicle registrations in alphabetical order for the countries of the European Union, and no longer separate for Western-Europe (15) and new EU Member States (10)\*. Results for the EFTA countries will continue to be reported separately. The monthly press releases will quote the 'EU' figures first, followed by the 'total Europe' figures, adding up the EU and EFTA figures.

16/09/10

|                          | August      |             |                |                |              | January - August |             |                  |                  |              |
|--------------------------|-------------|-------------|----------------|----------------|--------------|------------------|-------------|------------------|------------------|--------------|
|                          | %Share      |             | Units          | Units          | % Chg        | %Share           |             | Units            | Units            | % Chg        |
|                          | '10         | '09         | '10            | '09            | 10/09        | '10              | '09         | '10              | '09              | 10/09        |
| <b>ALL BRANDS**</b>      |             |             | <b>731,503</b> | <b>831,750</b> | <b>-12.1</b> |                  |             | <b>9,300,306</b> | <b>9,584,726</b> | <b>-3.0</b>  |
| <b>VW Group</b>          | <b>23.9</b> | <b>23.2</b> | <b>174,719</b> | <b>193,235</b> | <b>-9.6</b>  | <b>21.3</b>      | <b>21.5</b> | <b>1,984,569</b> | <b>2,058,258</b> | <b>-3.6</b>  |
| VOLKSWAGEN               | 12.2        | 12.6        | 89,009         | 105,046        | -15.3        | 11.3             | 11.4        | 1,048,182        | 1,093,118        | -4.1         |
| AUDI                     | 5.2         | 4.4         | 37,862         | 36,743         | +3.0         | 4.5              | 4.4         | 419,380          | 421,179          | -0.4         |
| SEAT                     | 2.5         | 2.4         | 18,337         | 19,938         | -8.0         | 2.3              | 2.3         | 209,942          | 220,117          | -4.6         |
| SKODA                    | 4.0         | 3.8         | 29,429         | 31,434         | -6.4         | 3.3              | 3.4         | 305,681          | 322,379          | -5.2         |
| Others (1)               | 0.0         | 0.0         | 82             | 74             | +10.8        | 0.0              | 0.0         | 1,384            | 1,465            | -5.5         |
| <b>PSA Group</b>         | <b>12.7</b> | <b>12.8</b> | <b>93,094</b>  | <b>106,837</b> | <b>-12.9</b> | <b>13.7</b>      | <b>13.0</b> | <b>1,269,524</b> | <b>1,246,028</b> | <b>+1.9</b>  |
| PEUGEOT                  | 6.8         | 6.9         | 49,581         | 57,514         | -13.8        | 7.4              | 7.0         | 689,960          | 668,083          | +3.3         |
| CITROEN                  | 5.9         | 5.9         | 43,513         | 49,323         | -11.8        | 6.2              | 6.0         | 579,564          | 577,945          | +0.3         |
| <b>RENAULT Group</b>     | <b>9.9</b>  | <b>9.4</b>  | <b>72,207</b>  | <b>77,972</b>  | <b>-7.4</b>  | <b>10.4</b>      | <b>8.9</b>  | <b>963,786</b>   | <b>849,534</b>   | <b>+13.4</b> |
| RENAULT                  | 7.3         | 7.1         | 53,581         | 58,992         | -9.2         | 8.4              | 7.2         | 783,319          | 689,089          | +13.7        |
| DACIA                    | 2.5         | 2.3         | 18,626         | 18,980         | -1.9         | 1.9              | 1.7         | 180,467          | 160,445          | +12.5        |
| <b>GM Group</b>          | <b>8.3</b>  | <b>8.4</b>  | <b>60,982</b>  | <b>70,241</b>  | <b>-13.2</b> | <b>8.4</b>       | <b>9.0</b>  | <b>782,576</b>   | <b>866,570</b>   | <b>-9.7</b>  |
| OPEL/VAUXHALL            | 6.8         | 6.9         | 49,448         | 57,515         | -14.0        | 7.1              | 7.5         | 660,517          | 718,079          | -8.0         |
| CHEVROLET                | 1.6         | 1.4         | 11,450         | 11,510         | -0.5         | 1.3              | 1.3         | 117,476          | 127,932          | -8.2         |
| SAAB (4)                 |             | 0.1         |                | 1,125          |              |                  | 0.2         | 3,527            | 19,628           |              |
| GM (US)                  | 0.0         | 0.0         | 84             | 91             | -7.7         | 0.0              | 0.0         | 1,056            | 931              | +13.4        |
| <b>FORD</b>              | <b>7.0</b>  | <b>7.6</b>  | <b>51,117</b>  | <b>63,593</b>  | <b>-19.6</b> | <b>8.3</b>       | <b>8.8</b>  | <b>768,089</b>   | <b>839,492</b>   | <b>-8.5</b>  |
| <b>FIAT Group</b>        | <b>6.4</b>  | <b>7.4</b>  | <b>46,899</b>  | <b>61,587</b>  | <b>-23.8</b> | <b>7.9</b>       | <b>8.9</b>  | <b>735,353</b>   | <b>851,813</b>   | <b>-13.7</b> |
| FIAT                     | 5.0         | 6.0         | 36,918         | 49,775         | -25.8        | 6.3              | 7.2         | 589,189          | 690,776          | -14.7        |
| LANCIA                   | 0.5         | 0.7         | 3,805          | 5,728          | -33.6        | 0.8              | 0.8         | 72,921           | 80,387           | -9.3         |
| ALFA ROMEO               | 0.8         | 0.7         | 5,919          | 5,809          | +1.9         | 0.7              | 0.8         | 68,472           | 75,979           | -9.9         |
| Others (2)               | 0.0         | 0.0         | 257            | 275            | -6.5         | 0.1              | 0.0         | 4,771            | 4,671            | +2.1         |
| <b>BMW Group</b>         | <b>5.3</b>  | <b>5.1</b>  | <b>38,749</b>  | <b>42,082</b>  | <b>-7.9</b>  | <b>5.3</b>       | <b>4.9</b>  | <b>495,561</b>   | <b>471,170</b>   | <b>+5.2</b>  |
| BMW                      | 4.5         | 4.2         | 32,817         | 34,978         | -6.2         | 4.4              | 4.0         | 410,497          | 386,423          | +6.2         |
| MINI                     | 0.8         | 0.9         | 5,932          | 7,104          | -16.5        | 0.9              | 0.9         | 85,064           | 84,747           | +0.4         |
| <b>DAIMLER</b>           | <b>4.7</b>  | <b>4.3</b>  | <b>34,710</b>  | <b>35,678</b>  | <b>-2.7</b>  | <b>4.7</b>       | <b>4.7</b>  | <b>433,192</b>   | <b>449,047</b>   | <b>-3.5</b>  |
| MERCEDES                 | 4.2         | 3.7         | 30,404         | 30,723         | -1.0         | 4.0              | 4.0         | 376,635          | 385,040          | -2.2         |
| SMART                    | 0.6         | 0.6         | 4,306          | 4,955          | -13.1        | 0.6              | 0.7         | 56,557           | 64,007           | -11.6        |
| <b>TOYOTA Group</b>      | <b>5.0</b>  | <b>5.4</b>  | <b>36,217</b>  | <b>44,696</b>  | <b>-19.0</b> | <b>4.4</b>       | <b>5.0</b>  | <b>407,438</b>   | <b>475,855</b>   | <b>-14.4</b> |
| TOYOTA                   | 4.8         | 5.2         | 35,342         | 43,636         | -19.0        | 4.2              | 4.8         | 394,916          | 463,142          | -14.7        |
| LEXUS                    | 0.1         | 0.1         | 875            | 1,060          | -17.5        | 0.1              | 0.1         | 12,522           | 12,713           | -1.5         |
| <b>NISSAN</b>            | <b>2.8</b>  | <b>2.9</b>  | <b>20,356</b>  | <b>24,490</b>  | <b>-16.9</b> | <b>2.9</b>       | <b>2.3</b>  | <b>265,965</b>   | <b>221,334</b>   | <b>+20.2</b> |
| <b>HYUNDAI</b>           | <b>3.2</b>  | <b>2.8</b>  | <b>23,126</b>  | <b>23,227</b>  | <b>-0.4</b>  | <b>2.6</b>       | <b>2.4</b>  | <b>241,102</b>   | <b>228,346</b>   | <b>+5.6</b>  |
| <b>KIA</b>               | <b>2.0</b>  | <b>1.9</b>  | <b>14,857</b>  | <b>15,846</b>  | <b>-6.2</b>  | <b>1.9</b>       | <b>1.7</b>  | <b>172,751</b>   | <b>160,037</b>   | <b>+7.9</b>  |
| <b>VOLVO CAR CORP.</b>   | <b>1.3</b>  | <b>1.0</b>  | <b>9,386</b>   | <b>8,263</b>   | <b>+13.6</b> | <b>1.6</b>       | <b>1.3</b>  | <b>147,876</b>   | <b>125,377</b>   | <b>+17.9</b> |
| <b>SUZUKI</b>            | <b>1.5</b>  | <b>2.1</b>  | <b>10,952</b>  | <b>17,389</b>  | <b>-37.0</b> | <b>1.4</b>       | <b>1.8</b>  | <b>129,341</b>   | <b>171,598</b>   | <b>-24.6</b> |
| <b>MAZDA</b>             | <b>1.4</b>  | <b>1.5</b>  | <b>10,546</b>  | <b>12,805</b>  | <b>-17.6</b> | <b>1.4</b>       | <b>1.5</b>  | <b>126,691</b>   | <b>139,059</b>   | <b>-8.9</b>  |
| <b>HONDA</b>             | <b>1.2</b>  | <b>1.6</b>  | <b>8,909</b>   | <b>13,427</b>  | <b>-33.6</b> | <b>1.3</b>       | <b>1.7</b>  | <b>125,451</b>   | <b>166,607</b>   | <b>-24.7</b> |
| <b>JAGUAR LAND ROVER</b> | <b>0.4</b>  | <b>0.3</b>  | <b>3,069</b>   | <b>2,793</b>   | <b>+9.9</b>  | <b>0.7</b>       | <b>0.5</b>  | <b>62,168</b>    | <b>50,352</b>    | <b>+23.5</b> |
| LAND ROVER               | 0.3         | 0.2         | 2,127          | 1,968          | +8.1         | 0.5              | 0.3         | 44,500           | 32,351           | +37.6        |
| JAGUAR                   | 0.1         | 0.1         | 942            | 825            | +14.2        | 0.2              | 0.2         | 17,668           | 18,001           | -1.8         |
| <b>MITSUBISHI</b>        | <b>1.0</b>  | <b>0.7</b>  | <b>7,431</b>   | <b>5,786</b>   | <b>+28.4</b> | <b>0.7</b>       | <b>0.7</b>  | <b>64,005</b>    | <b>70,865</b>    | <b>-9.7</b>  |
| <b>CHRYSLER (3)</b>      | <b>0.2</b>  | <b>0.3</b>  | <b>1,804</b>   | <b>2,902</b>   | <b>-37.8</b> | <b>0.3</b>       | <b>0.4</b>  | <b>26,547</b>    | <b>34,670</b>    | <b>-23.4</b> |
| <b>OTHER**</b>           | <b>1.7</b>  | <b>1.1</b>  | <b>12,373</b>  | <b>8,901</b>   | <b>+39.0</b> | <b>1.1</b>       | <b>1.1</b>  | <b>98,320</b>    | <b>108,714</b>   | <b>-9.6</b>  |

(1) VW Group: VW 'other' include Bentley, Bugatti and Lamborghini

(\*) data for Cyprus & Malta n.a.

For further information, please contact:

(2) FIAT Group: FIAT 'other' include Ferrari & Maserati

(\*\*) ACEA estimates

Ms. Quynh-Nhu Huynh - Manager Economics & Communications

(3) CHRYSLER includes Chrysler, Dodge and Jeep

E-mail: qh@acea.be - Tel. (32) 2 738 73 55

(4) Saab is not reported as part of GM starting March 2010. Saab figures for January and February are contained in the total GM number.



ACEA

# Press Release

## PROVISIONAL

### NEW PASSENGER CAR REGISTRATIONS BY MANUFACTURER WESTERN EUROPE (EU15 + EFTA Countries)

Commencing with the January 2010 new passenger car registrations figures, the ACEA data sheets will provide new vehicle registrations in alphabetical order for the countries of the European Union, and no longer separate for Western-Europe (15) and new EU Member States (10)\*. Results for the EFTA countries will continue to be reported separately. The monthly press releases will quote the 'EU' figures first, followed by the 'total Europe' figures, adding up the EU and EFTA figures.

16/09/10

|                        | August      |             |                |                |              | January - August |             |                  |                  |              |
|------------------------|-------------|-------------|----------------|----------------|--------------|------------------|-------------|------------------|------------------|--------------|
|                        | %Share      |             | Units          | Units          | % Chg        | %Share           |             | Units            | Units            | % Chg        |
|                        | '10         | '09         | '10            | '09            | 10/09        | '10              | '09         | '10              | '09              | 10/09        |
| <b>ALL BRANDS**</b>    |             |             | <b>672,549</b> | <b>774,323</b> | <b>-13.1</b> |                  |             | <b>8,793,895</b> | <b>9,010,130</b> | <b>-2.4</b>  |
| <b>VW Group</b>        | <b>24.0</b> | <b>23.2</b> | <b>161,218</b> | <b>179,266</b> | <b>-10.1</b> | <b>21.0</b>      | <b>21.3</b> | <b>1,846,659</b> | <b>1,917,673</b> | <b>-3.7</b>  |
| VOLKSWAGEN             | 12.6        | 13.0        | 84,917         | 100,512        | -15.5        | 11.4             | 11.6        | 1,004,247        | 1,048,501        | -4.2         |
| AUDI                   | 5.5         | 4.6         | 36,874         | 35,911         | +2.7         | 4.7              | 4.6         | 411,137          | 412,468          | -0.3         |
| SEAT                   | 2.5         | 2.5         | 17,106         | 19,053         | -10.2        | 2.3              | 2.3         | 201,261          | 209,858          | -4.1         |
| SKODA                  | 3.3         | 3.1         | 22,240         | 23,720         | -6.2         | 2.6              | 2.7         | 228,662          | 245,419          | -6.8         |
| Other(1)               | 0.0         | 0.0         | 81             | 70             | +15.7        | 0.0              | 0.0         | 1,352            | 1,427            | -5.3         |
| <b>PSA Group</b>       | <b>13.1</b> | <b>13.2</b> | <b>87,851</b>  | <b>102,023</b> | <b>-13.9</b> | <b>13.9</b>      | <b>13.3</b> | <b>1,225,935</b> | <b>1,197,399</b> | <b>+2.4</b>  |
| PEUGEOT                | 6.9         | 7.1         | 46,636         | 54,985         | -15.2        | 7.6              | 7.1         | 666,378          | 641,975          | +3.8         |
| CITROEN                | 6.1         | 6.1         | 41,215         | 47,038         | -12.4        | 6.4              | 6.2         | 559,557          | 555,424          | +0.7         |
| <b>RENAULT Group</b>   | <b>9.7</b>  | <b>9.0</b>  | <b>64,937</b>  | <b>69,361</b>  | <b>-6.4</b>  | <b>10.2</b>      | <b>8.6</b>  | <b>893,142</b>   | <b>771,284</b>   | <b>+15.8</b> |
| RENAULT                | 7.3         | 6.9         | 49,269         | 53,749         | -8.3         | 8.4              | 7.2         | 742,709          | 646,351          | +14.9        |
| DACIA                  | 2.3         | 2.0         | 15,668         | 15,612         | +0.4         | 1.7              | 1.4         | 150,433          | 124,933          | +20.4        |
| <b>GM Group</b>        | <b>8.3</b>  | <b>8.5</b>  | <b>56,155</b>  | <b>65,963</b>  | <b>-14.9</b> | <b>8.4</b>       | <b>9.1</b>  | <b>740,338</b>   | <b>815,712</b>   | <b>-9.2</b>  |
| OPEL/VAUXHALL          | 6.8         | 7.0         | 46,048         | 54,509         | -15.5        | 7.2              | 7.6         | 631,054          | 683,048          | -7.6         |
| CHEVROLET              | 1.5         | 1.3         | 10,034         | 10,284         | -2.4         | 1.2              | 1.3         | 104,804          | 112,763          | -7.1         |
| SAAB (4)               |             | 0.1         |                | 1,081          |              |                  | 0.2         | 3,448            | 19,024           |              |
| GM (US)                | 0.0         | 0.0         | 73             | 89             | -18.0        | 0.0              | 0.0         | 1,032            | 877              | +17.7        |
| <b>FORD</b>            | <b>6.9</b>  | <b>7.6</b>  | <b>46,572</b>  | <b>58,637</b>  | <b>-20.6</b> | <b>8.3</b>       | <b>8.8</b>  | <b>727,164</b>   | <b>791,765</b>   | <b>-8.2</b>  |
| <b>FIAT Group</b>      | <b>6.6</b>  | <b>7.5</b>  | <b>44,124</b>  | <b>57,948</b>  | <b>-23.9</b> | <b>8.0</b>       | <b>9.0</b>  | <b>707,408</b>   | <b>813,005</b>   | <b>-13.0</b> |
| FIAT                   | 5.1         | 6.0         | 34,344         | 46,333         | -25.9        | 6.4              | 7.3         | 562,801          | 653,850          | -13.9        |
| LANCIA                 | 0.6         | 0.7         | 3,763          | 5,665          | -33.6        | 0.8              | 0.9         | 72,524           | 79,768           | -9.1         |
| ALFA ROMEO             | 0.9         | 0.7         | 5,771          | 5,680          | +1.6         | 0.8              | 0.8         | 67,402           | 74,786           | -9.9         |
| Other (2)              | 0.0         | 0.0         | 246            | 270            | -8.9         | 0.1              | 0.1         | 4,681            | 4,601            | +1.7         |
| <b>BMW Group</b>       | <b>5.3</b>  | <b>5.1</b>  | <b>35,451</b>  | <b>39,607</b>  | <b>-10.5</b> | <b>5.3</b>       | <b>5.0</b>  | <b>468,726</b>   | <b>449,303</b>   | <b>+4.3</b>  |
| BMW                    | 4.4         | 4.2         | 29,519         | 32,503         | -9.2         | 4.4              | 4.0         | 383,662          | 364,556          | +5.2         |
| MINI                   | 0.9         | 0.9         | 5,932          | 7,104          | -16.5        | 1.0              | 0.9         | 85,064           | 84,747           | +0.4         |
| <b>DAIMLER</b>         | <b>5.0</b>  | <b>4.4</b>  | <b>33,895</b>  | <b>34,268</b>  | <b>-1.1</b>  | <b>4.8</b>       | <b>4.9</b>  | <b>425,548</b>   | <b>439,309</b>   | <b>-3.1</b>  |
| MERCEDES               | 4.4         | 3.8         | 29,599         | 29,347         | +0.9         | 4.2              | 4.2         | 369,112          | 375,513          | -1.7         |
| SMART                  | 0.6         | 0.6         | 4,296          | 4,921          | -12.7        | 0.6              | 0.7         | 56,436           | 63,796           | -11.5        |
| <b>TOYOTA Group</b>    | <b>4.8</b>  | <b>5.4</b>  | <b>32,616</b>  | <b>41,708</b>  | <b>-21.8</b> | <b>4.3</b>       | <b>4.9</b>  | <b>378,044</b>   | <b>441,993</b>   | <b>-14.5</b> |
| TOYOTA                 | 4.7         | 5.3         | 31,842         | 40,788         | -21.9        | 4.2              | 4.8         | 366,429          | 430,396          | -14.9        |
| LEXUS                  | 0.1         | 0.1         | 774            | 920            | -15.9        | 0.1              | 0.1         | 11,615           | 11,597           | +0.2         |
| <b>NISSAN</b>          | <b>2.8</b>  | <b>3.0</b>  | <b>18,932</b>  | <b>23,076</b>  | <b>-18.0</b> | <b>2.9</b>       | <b>2.3</b>  | <b>252,844</b>   | <b>209,372</b>   | <b>+20.8</b> |
| <b>HYUNDAI</b>         | <b>3.0</b>  | <b>2.6</b>  | <b>20,276</b>  | <b>20,300</b>  | <b>-0.1</b>  | <b>2.5</b>       | <b>2.3</b>  | <b>215,531</b>   | <b>202,748</b>   | <b>+6.3</b>  |
| <b>KIA</b>             | <b>1.9</b>  | <b>1.7</b>  | <b>12,654</b>  | <b>12,865</b>  | <b>-1.6</b>  | <b>1.7</b>       | <b>1.4</b>  | <b>149,459</b>   | <b>130,267</b>   | <b>+14.7</b> |
| <b>VOLVO CAR CORP.</b> | <b>1.3</b>  | <b>1.0</b>  | <b>8,938</b>   | <b>7,871</b>   | <b>+13.6</b> | <b>1.6</b>       | <b>1.3</b>  | <b>142,386</b>   | <b>119,387</b>   | <b>+19.3</b> |
| <b>MAZDA</b>           | <b>1.5</b>  | <b>1.6</b>  | <b>9,811</b>   | <b>12,237</b>  | <b>-19.8</b> | <b>1.4</b>       | <b>1.5</b>  | <b>119,762</b>   | <b>131,422</b>   | <b>-8.9</b>  |
| <b>SUZUKI</b>          | <b>1.4</b>  | <b>2.0</b>  | <b>9,524</b>   | <b>15,756</b>  | <b>-39.6</b> | <b>1.3</b>       | <b>1.7</b>  | <b>117,625</b>   | <b>152,277</b>   | <b>-22.8</b> |
| <b>HONDA</b>           | <b>1.2</b>  | <b>1.5</b>  | <b>7,768</b>   | <b>11,846</b>  | <b>-34.4</b> | <b>1.3</b>       | <b>1.7</b>  | <b>113,991</b>   | <b>152,001</b>   | <b>-25.0</b> |
| <b>JAGUAR LAND ROV</b> | <b>0.4</b>  | <b>0.4</b>  | <b>2,931</b>   | <b>2,715</b>   | <b>+7.9</b>  | <b>0.7</b>       | <b>0.5</b>  | <b>61,225</b>    | <b>49,329</b>    | <b>+24.1</b> |
| LAND ROVER             | 0.3         | 0.2         | 2,018          | 1,902          | +6.1         | 0.5              | 0.4         | 43,747           | 31,644           | +38.2        |
| JAGUAR                 | 0.1         | 0.1         | 913            | 813            | +12.3        | 0.2              | 0.2         | 17,478           | 17,685           | -1.2         |
| <b>MITSUBISHI</b>      | <b>0.9</b>  | <b>0.6</b>  | <b>6,371</b>   | <b>4,962</b>   | <b>+28.4</b> | <b>0.6</b>       | <b>0.7</b>  | <b>56,574</b>    | <b>61,471</b>    | <b>-8.0</b>  |
| <b>CHRYSLER</b>        | <b>0.3</b>  | <b>0.4</b>  | <b>1,689</b>   | <b>2,725</b>   | <b>-38.0</b> | <b>0.3</b>       | <b>0.4</b>  | <b>25,328</b>    | <b>33,151</b>    | <b>-23.6</b> |
| <b>OTHER**</b>         | <b>1.6</b>  | <b>1.4</b>  | <b>10,836</b>  | <b>11,189</b>  | <b>-3.2</b>  | <b>1.4</b>       | <b>1.5</b>  | <b>126,206</b>   | <b>131,262</b>   | <b>-3.9</b>  |

(1) VW Group: VW 'others' include Bentley, Bugatti and Lamborghini

(\*\*) ACEA estimates

For further information, please contact:

(2) FIAT Group: FIAT 'others' include Ferrari & Maserati

Ms. Quynh-Nhu Huynh - Manager Economics & Communications

(3) CHRYSLER includes Chrysler, Dodge and Jeep

E-mail: qh@acea.be - Tel. (32) 2 738 73 55

(4) Saab is not reported as part of GM starting March 2010. Saab figures for January and February are contained in the total GM number.

Page 9 of 9