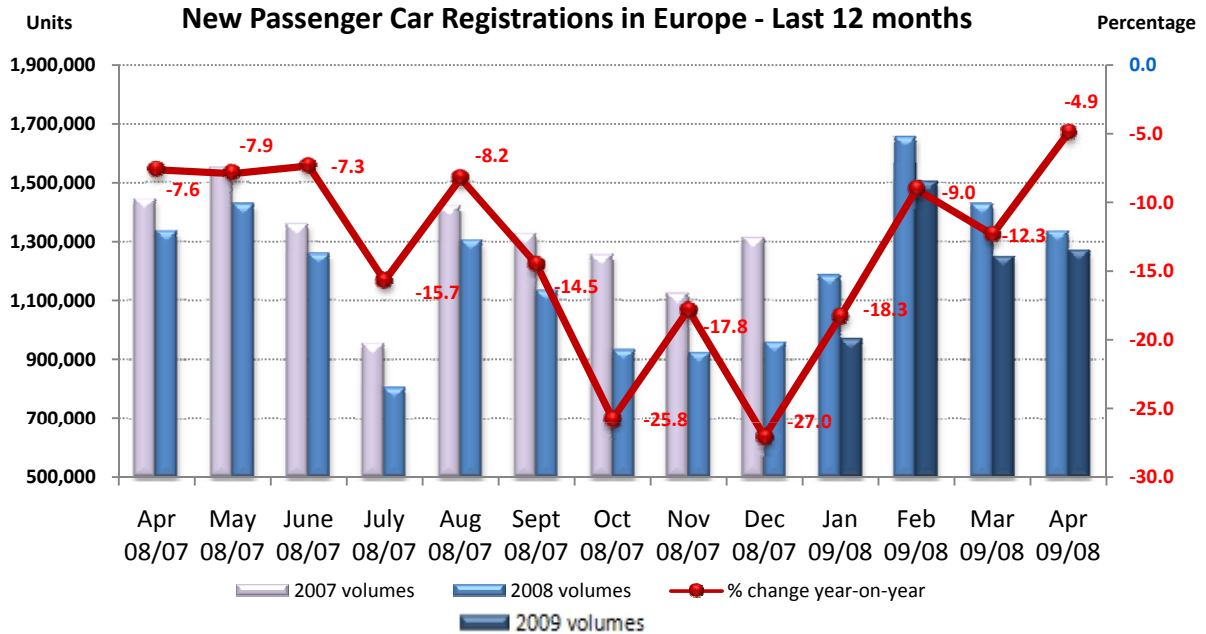




June 16, 2009

New Passenger Car Registrations
European Union + EFTA Countries



Not adjusted for working days


PASSENGER CARS: European market at -4.9% in May

In May, the number of new passenger car registrations in Europe* was negative for the thirteenth consecutive month, with 4.9% fewer new units recorded than in May 2008. In total, 1,270,195 new cars were registered onto the market. Five months into the year, the European* market contracted by 13.9%. May counted on average one working day less across the region.

In Western Europe, new registrations totaled 1,197,292 *in May*. Austria (+4.8%), Greece (+5.1%), France (+11.8%) and Germany (+39.7%) contributed to mitigating the drop to -3.2%, reflecting market support in the form of fleet renewal schemes. Similarly, Italy limited its downturn to a single digit decrease (-8.6%). In the UK (-24.8%) and Spain (-38.7%), the announcement of incentive schemes could not translate into the registration figures yet. Five *months into the year*, new car registrations declined by 12.8%. Germany (+22.8%) was the only market to expand over that period. France (-1.4%) performed second best, followed by Austria (-3.0%). Among the major markets, the Italian contracted by 14.7%, the British by 27.9% and the Spanish by 42.7%.

Results in **the new EU Member States** were down 26.0% in May, with only the Czech Republic (+20.5%) and Slovakia (+46.4%) posting growth. The downturn ranged from -3.1% in Poland to -80.4% in Latvia. **From January to May**, Poland (+0.7%), Slovakia (+1.3%) and the Czech Republic (+5.5%) performed better than over the same period a year ago, resulting in a 27.9% overall downturn for the region

* EU27 + EFTA, data for Cyprus and Malta unavailable



ACEA
Association des
Constructeurs
Européens
d'Automobiles

Av. des Nerviens 85
B-1040 Bruxelles
Tel (32 2) 732 55 50
Fax (32 2) 738 73 10
(32 2) 738 73 11

Press Release

**PRESS EMBARGO FOR ALL DATA :
8.00 A.M.(7.00 A.M GMT), June 16, 2009**

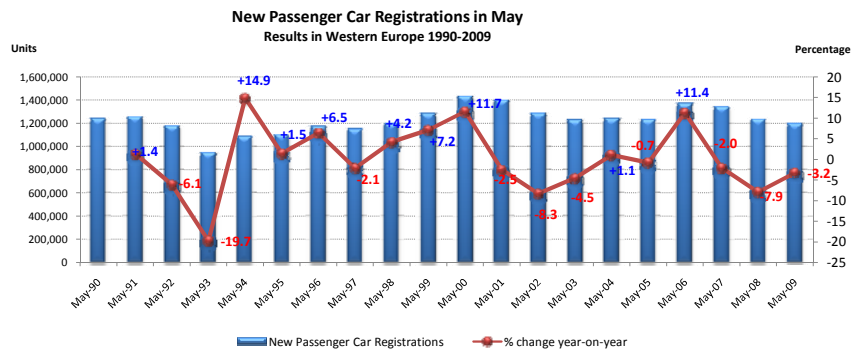
PROVISIONAL NEW PASSENGER CAR REGISTRATIONS BY MARKET EUROPE (EU* + EFTA)

	May '09	May '08	% Chg 09/08	Jan - May '09	Jan - May '08	% Chg 09/08
AUSTRIA	29,732	28,364	+4.8	129,926	133,955	-3.0
BELGIUM	37,976	48,441	-21.6	229,469	280,008	-18.0
DENMARK	8,577	14,616	-41.3	42,712	70,083	-39.1
FINLAND	7,227	14,236	-49.2	44,151	75,888	-41.8
FRANCE	206,247	184,463	+11.8	896,178	909,142	-1.4
GERMANY	384,578	275,259	+39.7	1,632,294	1,329,133	+22.8
GREECE	25,997	24,727	+5.1	89,585	131,993	-32.1
IRELAND	5,121	10,191	-49.7	42,030	116,313	-63.9
ITALY	188,670	206,408	-8.6	918,084	1,076,878	-14.7
LUXEMBURG**	4,479	5,092	-12.0	22,444	25,000	-10.2
NETHERLANDS	31,105	45,796	-32.1	186,019	251,880	-26.1
PORTUGAL	13,112	19,757	-33.6	57,088	93,435	-38.9
SPAIN	71,161	116,112	-38.7	336,371	587,411	-42.7
SWEDEN	18,215	26,251	-30.6	80,401	115,552	-30.4
UNITED KINGDOM	134,858	179,272	-24.8	748,691	1,038,289	-27.9
EUROPEAN UNION (EU15)	1,167,055	1,198,985	-2.7	5,455,443	6,234,960	-12.5
ICELAND	185	1,206	-84.7	539	5,150	-89.5
NORWAY	7,421	10,217	-27.4	34,166	51,895	-34.2
SWITZERLAND**	22,631	26,982	-16.1	106,520	123,171	-13.5
EFTA	30,237	38,405	-21.3	141,225	180,216	-21.6
EU15+EFTA	1,197,292	1,237,390	-3.2	5,596,668	6,415,176	-12.8
BULGARIA	2,173	3,935	-44.8	10,716	19,473	-45.0
CZECH REPUBLIC	14,277	11,852	+20.5	62,944	59,660	+5.5
ESTONIA	708	2,680	-73.6	4,229	12,607	-66.5
HUNGARY**	4,496	13,222	-66.0	33,567	67,633	-50.4
LATVIA	356	1,817	-80.4	1,992	9,987	-80.1
LITHUANIA	671	2,073	-67.6	3,201	10,918	-70.7
POLAND	25,329	26,150	-3.1	141,988	141,009	+0.7
ROMANIA	11,475	24,647	-53.4	51,616	121,618	-57.6
SLOVAKIA	8,640	5,903	+46.4	28,672	28,304	+1.3
SLOVENIA	4,778	6,291	-24.1	24,266	32,820	-26.1
EU (New Members)	72,903	98,570	-26.0	363,191	504,029	-27.9
EUROPEAN UNION*	1,239,958	1,297,555	-4.4	5,818,634	6,738,989	-13.7
TOTAL EUROPE (EU+EFTA)	1,270,195	1,335,960	-4.9	5,959,859	6,919,205	-13.9

(*) EU27 including Bulgaria and Romania; data for Malta and Cyprus currently not available.


(**) ACEA estimates

For further information, please contact: Ms. Quynh-Nhu Huynh - Manager Economics & Communications - E-mail: qh@acea.be - Tel. (32) 2 738 73 55



Next press release: **Wednesday, July 15, 2009**

This information is available on the ACEA website: <http://www.acea.be>



ACEA

Press Release

PROVISIONAL

NEW PASSENGER CAR REGISTRATIONS BY MANUFACTURER WESTERN EUROPE (EU15 + EFTA Countries)

16/06/09

	May					January - May				
	%Share		Units	Units	% Chg	%Share		Units	Units	% Chg
	'09	'08	'09	'08	09/08	'09	'08	'09	'08	09/08
ALL BRANDS**			1,197,292	1,237,390	-3.2			5,596,668	6,415,176	-12.8
VW Group	21.7	20.0	260,397	247,258	+5.3	21.3	19.3	1,191,041	1,236,171	-3.7
VOLKSWAGEN	12.3	10.7	146,916	132,198	+11.1	11.7	10.3	652,320	660,315	-1.2
AUDI	4.4	4.7	52,872	57,792	-8.5	4.6	4.3	258,608	276,148	-6.4
SEAT	2.3	2.1	27,772	26,428	+5.1	2.2	2.4	125,606	150,981	-16.8
SKODA	2.7	2.5	32,669	30,500	+7.1	2.7	2.3	153,648	146,825	+4.6
Other(1)	0.0	0.0	168	340	-50.6	0.0	0.0	859	1,902	-54.8
PSA Group	13.3	13.4	159,398	166,276	-4.1	12.9	13.3	724,662	850,399	-14.8
PEUGEOT	7.2	7.4	86,008	91,312	-5.8	6.9	7.3	387,834	467,449	-17.0
CITROEN	6.1	6.1	73,390	74,964	-2.1	6.0	6.0	336,828	382,950	-12.0
FORD Group	9.9	10.0	118,450	123,598	-4.2	10.4	10.1	582,766	645,530	-9.7
FORD	8.7	8.5	104,093	105,296	-1.1	9.0	8.5	505,934	542,393	-6.7
VOLVO	1.2	1.5	14,357	18,302	-21.6	1.4	1.6	76,832	103,137	-25.5
FIAT Group	9.3	8.8	111,279	108,575	+2.5	9.3	8.4	521,223	541,844	-3.8
FIAT	7.5	7.0	89,236	86,207	+3.5	7.5	6.9	422,140	442,197	-4.5
LANCIA	0.9	0.9	10,734	10,632	+1.0	0.9	0.8	49,065	53,945	-9.0
ALFA ROMEO	0.9	0.9	10,704	11,097	-3.5	0.8	0.7	46,983	42,402	+10.8
Other (2)	0.1	0.1	605	639	-5.3	0.1	0.1	3,035	3,300	-8.0
GM Group	9.4	10.0	112,501	123,139	-8.6	9.1	9.7	510,193	625,214	-18.4
OPEL/VAUXHALL	7.9	8.3	94,960	102,618	-7.5	7.7	8.1	428,798	522,700	-18.0
CHEVROLET	1.3	1.1	15,258	13,827	+10.3	1.2	1.1	66,938	68,781	-2.7
SAAB	0.2	0.5	2,110	6,256	-66.3	0.2	0.5	13,587	31,195	-56.4
GM (US)	0.0	0.0	173	438	-60.5	0.0	0.0	870	2,538	-65.7
RENAULT Group	8.5	8.4	101,282	103,824	-2.4	8.1	8.3	455,965	534,376	-14.7
RENAULT	6.8	8.0	81,349	98,403	-17.3	6.9	7.7	386,179	496,302	-22.2
DACIA	1.7	0.4	19,933	5,421	+267.7	1.2	0.6	69,786	38,074	+83.3
TOYOTA Group	4.6	4.8	54,896	58,807	-6.7	5.1	5.2	283,031	335,545	-15.7
TOYOTA	4.5	4.6	53,803	56,656	-5.0	4.9	5.0	275,627	322,841	-14.6
LEXUS	0.1	0.2	1,093	2,151	-49.2	0.1	0.2	7,404	12,704	-41.7
DAIMLER	5.1	5.3	60,576	66,030	-8.3	5.0	5.5	278,945	355,663	-21.6
MERCEDES	4.3	4.6	51,724	56,309	-8.1	4.2	4.8	237,223	309,635	-23.4
SMART	0.7	0.8	8,852	9,721	-8.9	0.7	0.7	41,722	46,028	-9.4
BMW Group	5.4	6.0	64,390	74,768	-13.9	4.9	5.7	275,346	366,582	-24.9
BMW	4.4	5.0	52,351	61,637	-15.1	4.0	4.7	224,647	298,671	-24.8
MINI	1.0	1.1	12,039	13,131	-8.3	0.9	1.1	50,699	67,911	-25.3
HYUNDAI	2.2	1.6	26,348	20,273	+30.0	2.2	1.6	122,364	104,751	+16.8
NISSAN	2.1	2.1	24,575	26,422	-7.0	2.1	2.5	118,751	157,232	-24.5
HONDA	1.5	1.5	18,333	19,035	-3.7	1.8	1.8	102,068	118,366	-13.8
SUZUKI	1.6	1.5	18,814	17,994	+4.6	1.7	1.5	93,960	95,315	-1.4
MAZDA	1.1	1.6	13,680	19,753	-30.7	1.5	1.7	86,119	110,681	-22.2
KIA	1.4	1.4	17,184	17,875	-3.9	1.4	1.4	78,908	92,602	-14.8
MITSUBISHI	0.6	0.7	7,655	8,751	-12.5	0.7	0.9	40,253	55,274	-27.2
JAGUAR LAND ROVER	0.5	0.8	6,153	10,324	-40.4	0.6	0.9	34,333	56,455	-39.2
LAND ROVER	0.3	0.5	3,898	6,322	-38.3	0.4	0.6	21,984	40,092	-45.2
JAGUAR	0.2	0.3	2,255	4,002	-43.7	0.2	0.3	12,349	16,363	-24.5
CHRYSLER	0.3	0.7	3,301	8,542	-61.4	0.4	0.7	22,338	45,453	-50.9
OTHER**	1.5	1.3	18,080	16,146	+12.0	1.3	1.4	74,401	87,723	-15.2

(1) VW Group: VW 'other' include Bentley, Bugatti and Lamborghini

(2) FIAT Group: FIAT 'other' include Ferrari & Maserati

(3) CHRYSLER includes Chrysler, Dodge and Jeep

(**) ACEA estimates

For further information, please contact:

Ms. Quynh-Nhu Huynh - Manager Economics & Communications - E-mail: qh@acea.be - Tel. (32) 2 738 73 55



ACEA

Press Release

PROVISIONAL

NEW PASSENGER CAR REGISTRATIONS BY MANUFACTURER TOTAL EUROPE (EU* + EFTA Countries)

16/06/09

	May					January - May				
	%Share		Units	Units	% Chg	%Share		Units	Units	% Chg
	'09	'08	'09	'08	09/08	'09	'08	'09	'08	09/08
ALL BRANDS**			1,270,195	1,335,960	-4.9			5,959,859	6,919,205	-13.9
VW Group	22.0	20.3	278,933	270,646	+3.1	21.5	19.6	1,279,926	1,356,260	-5.6
VOLKSWAGEN	12.0	10.5	152,603	139,790	+9.2	11.5	10.1	682,430	698,387	-2.3
AUDI	4.3	4.4	54,134	59,422	-8.9	4.4	4.1	264,203	283,942	-7.0
SEAT	2.3	2.1	29,090	28,138	+3.4	2.2	2.3	132,284	160,232	-17.4
SKODA	3.4	3.2	42,934	42,948	-0.0	3.4	3.1	200,133	211,763	-5.5
Others (1)	0.0	0.0	172	348	-50.6	0.0	0.0	876	1,936	-54.8
PSA Group	13.0	13.1	165,167	175,567	-5.9	12.7	12.9	755,868	895,596	-15.6
PEUGEOT	7.0	7.2	89,189	96,335	-7.4	6.8	7.1	404,917	492,193	-17.7
CITROEN	6.0	5.9	75,978	79,232	-4.1	5.9	5.8	350,951	403,403	-13.0
FORD Group	9.9	9.9	125,395	131,956	-5.0	10.4	9.9	617,550	687,092	-10.1
FORD	8.7	8.5	110,198	112,911	-2.4	9.0	8.4	536,550	579,741	-7.5
VOLVO	1.2	1.4	15,197	19,045	-20.2	1.4	1.6	81,000	107,351	-24.5
FIAT Group	9.2	8.5	116,243	113,992	+2.0	9.2	8.2	546,570	567,633	-3.7
FIAT	7.4	6.8	93,955	91,437	+2.8	7.5	6.8	446,356	467,095	-4.4
LANCIA	0.9	0.8	10,815	10,670	+1.4	0.8	0.8	49,466	54,159	-8.7
ALFA ROMEO	0.9	0.8	10,866	11,237	-3.3	0.8	0.6	47,687	43,024	+10.8
Others (2)	0.0	0.0	607	648	-6.3	0.1	0.0	3,061	3,355	-8.8
GM Group	9.3	9.9	118,602	132,904	-10.8	9.1	9.8	543,602	680,086	-20.1
OPEL/VAUXHALL	7.8	8.2	98,935	109,413	-9.6	7.6	8.1	451,843	560,841	-19.4
CHEVROLET	1.4	1.2	17,295	16,645	+3.9	1.3	1.2	76,829	84,666	-9.3
SAAB	0.2	0.5	2,191	6,384	-65.7	0.2	0.5	14,000	31,875	-56.1
GM (US)	0.0	0.0	181	462	-60.8	0.0	0.0	930	2,704	-65.6
RENAULT Group	8.8	8.8	112,064	117,230	-4.4	8.4	8.7	502,103	602,919	-16.7
RENAULT	6.9	7.8	87,170	104,772	-16.8	6.9	7.6	412,138	528,990	-22.1
DACIA	2.0	0.9	24,894	12,458	+99.8	1.5	1.1	89,965	73,929	+21.7
TOYOTA Group	4.7	4.9	59,266	65,082	-8.9	5.1	5.4	306,888	372,112	-17.5
TOYOTA	4.6	4.7	58,032	62,701	-7.4	5.0	5.2	298,804	358,207	-16.6
LEXUS	0.1	0.2	1,234	2,381	-48.2	0.1	0.2	8,084	13,905	-41.9
DAIMLER	4.9	5.1	61,714	67,743	-8.9	4.8	5.3	284,309	363,539	-21.8
MERCEDES	4.2	4.3	52,827	57,948	-8.8	4.1	4.6	242,446	317,220	-23.6
SMART	0.7	0.7	8,887	9,795	-9.3	0.7	0.7	41,863	46,319	-9.6
BMW Group	5.2	5.7	65,490	76,242	-14.1	4.7	5.4	280,466	373,345	-24.9
BMW	4.2	4.7	53,354	63,020	-15.3	3.8	4.4	229,383	304,990	-24.8
MINI	1.0	1.0	12,136	13,222	-8.2	0.9	1.0	51,083	68,355	-25.3
HYUNDAI	2.3	1.8	29,309	23,430	+25.1	2.3	1.7	136,956	120,680	+13.5
NISSAN	2.0	2.1	25,739	28,322	-9.1	2.1	2.4	126,400	167,717	-24.6
HONDA	1.6	1.6	19,869	21,488	-7.5	1.9	1.9	111,968	132,242	-15.3
SUZUKI	1.8	1.7	22,726	22,074	+3.0	1.8	1.7	109,147	115,568	-5.6
MAZDA	1.2	1.6	15,780	21,254	-25.8	1.6	1.7	93,088	118,146	-21.2
KIA	1.7	1.6	21,924	21,683	+1.1	1.6	1.6	98,021	110,658	-11.4
MITSUBISHI	0.7	0.8	9,308	10,068	-7.5	0.8	0.9	46,987	61,891	-24.1
JAGUAR LAND ROVER	0.5	0.8	6,280	10,705	-41.3	0.6	0.8	35,123	58,102	-39.5
LAND ROVER	0.3	0.5	3,992	6,571	-39.3	0.4	0.6	22,477	41,353	-45.6
JAGUAR	0.2	0.3	2,288	4,134	-44.7	0.2	0.2	12,646	16,749	-24.5
CHRYSLER (3)	0.3	0.7	3,568	9,032	-60.5	0.4	0.7	23,430	47,738	-50.9
OTHER**	1.0	1.2	12,818	16,542	-22.5	1.0	1.3	61,457	87,881	-30.1

(1) VW Group: VW 'others' include Bentley, Bugatti and Lamborghini

(2) FIAT Group: FIAT 'others' include Ferrari & Maserati

(3) CHRYSLER includes Chrysler, Dodge and Jeep

(*) EU27 including Bulgaria, Romania; excluding Malta, Cyprus

(**) ACEA estimates

For further information, please contact:

Ms. Quynh-Nhu Huynh - Manager Economics & Communications - E-mail: qh@acea.be - Tel. (32) 2 738 73 55