



ACEA

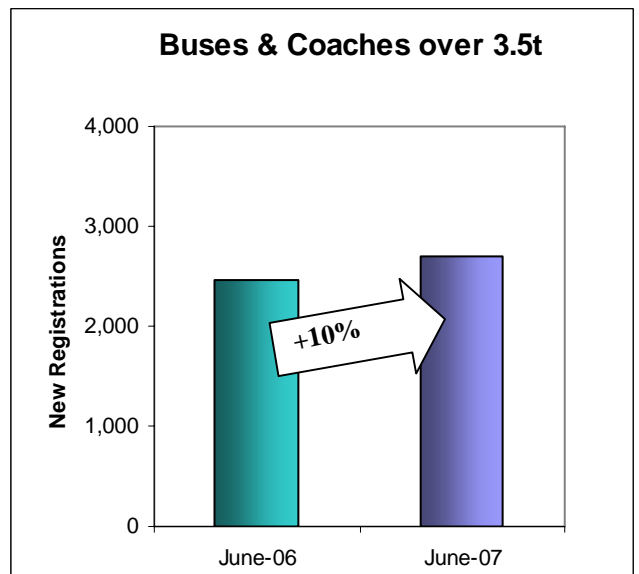
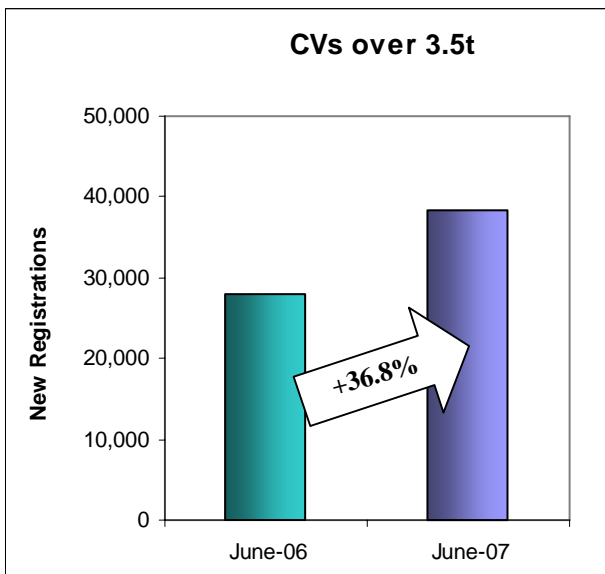
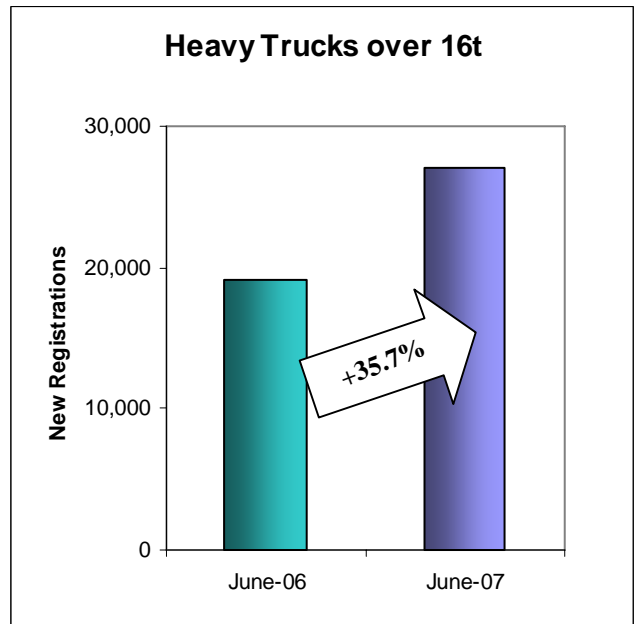
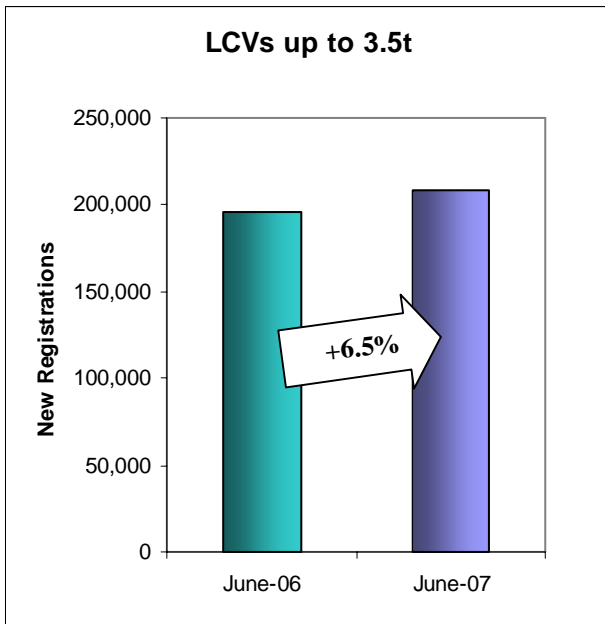
**PRESS EMBARGO FOR ALL DATA:
26 July 2007, 8.00 A.M. (6.00 A.M. GMT)**

Press Release

NEW COMMERCIAL VEHICLE REGISTRATIONS

June 2007

European Union + EFTA Countries



Next Press Release: Wednesday, 26 September 2007
****Please note that the press release will not be published in August****



ACEA

Over 10% more new trucks registered in Europe in the first half of 2007

New Light Commercial Vehicles up to 3.5t (vans)

New van market in Europe (EU23+EFTA) saw a solid, +5.8%, growth in its registrations over the first six months of 2007. Western Europe reported a +4.8% rise while the new EU member states ended up the first semester with a +20.1% upturn. Despite a reduced number of working days in fourteen countries in June, +6.5% more vans than last year were registered in Europe, reaching a total of 208,671.

June registrations were boosted, among others, by good performance of the majority of the biggest countries (Germany +13.4%, Italy +2.6% and the UK +1.6%) but especially by the Portuguese market that doubled its 2006 first semester registrations. On the contrary, France (-2%) and Spain (-0.9%) suffered losses. Apart from Denmark (-19.2%), Luxembourg (-13.4%) and Greece (-0.3%), all other EU15 countries posted increases. New EU members (+12.7%) also positively contributed to the overall result. The majority of the EU markets, apart from Greece (-5.9%), Hungary (-1.9%) and Lithuania (-5.5%) improved their cumulative figures compared to the first semester 2006.

New Heavy Commercial Vehicles over 16t (excluding Buses & Coaches)

New heavy trucks registrations in Europe highly increased again in June 2007 (by +35.7%) after having surged by over 60% in May. Truck registrations are likely to be distorted throughout the remainder of 2007 due to last year's fall in purchases further to the introduction of digital tachograph in May 2006.

After last month's strong increase, all the EU markets posted growths in June. While Germany almost doubled its last year's result and the UK registered +34.5% more heavy trucks, the expansion was somehow limited in France (+8.7%), Italy (+1%) and Spain (+1.9%). New EU members' registrations were up by +58.9%.

Thanks to the last two months' exceptional results, a downturn trend in European truck registrations from the beginning of the year (-10.9% between January and April) has been reversed. First half of 2007 showed a +2.4% improvement in Europe. Still, all the main markets saw their registrations deteriorate as compared with last year, retaining the EU15 on a downward path (-2.9%). On the contrary, new Member States further boosted their result (+50.6%).

New Commercial Vehicles over 3.5t (excluding Buses & Coaches)

Reflecting the above-depicted developments in the heavy truck sector, new commercial vehicle market in Europe went up by +36.8% in June 2007. In total, 38,265 trucks were registered. The new EU members' registrations soared by +78.3%.

Apart from the Italian market that remained flat (-0.5%), all other EU countries enjoyed growths. Among the main markets, Germany and the UK performed best (+74% and +53.2%, respectively), followed by Spain (+8.5%) and France (+3.5%). All the other countries also improved their monthly registrations.

However, the cumulative result over the first six months of 2007 (+0.3%) points to stagnation on the truck market in the EU. Western Europe slowdown (-4%) contrasted with the new EU member states increase of +45.7%.

New Buses & Coaches over 3.5t

The market for new buses and coaches in Europe (EU21+EFTA) rebounded in June 2007 (+10%), contributing to further reduce the overall six-month cumulative loss (-7.5%). French and British bus & coach registrations climbed in June (+76.7% and +91.4%) while Spanish, German and Italian markets saw their results decline (-2%, -3.3% and -28.7%, respectively).

Press Release

**PRESS EMBARGO FOR ALL DATA :
8.00 A.M.(6.00 A.M. GMT), 26 July 2007**

PROVISIONAL

EU + EFTA COUNTRIES REGISTRATION FIGURES BY MARKET NEW LIGHT COMMERCIAL VEHICLES up to 3.5t*

26/07/07

	June '07	June '06	% Change	Jan-Jun '07	Jan-Jun '06	% Change
AUSTRIA	2,966	2,641	12.3%	16,398	15,543	5.5%
BELGIUM	6,536	5,056	29.3%	37,714	33,692	11.9%
DENMARK	4,512	5,586	-19.2%	32,885	30,901	6.4%
FINLAND	1,494	1,333	12.1%	9,634	8,305	16.0%
FRANCE	43,638	44,525	-2.0%	238,431	234,771	1.6%
GERMANY	19,165	16,902	13.4%	104,673	97,427	7.4%
GREECE	1,984	1,990	-0.3%	11,887	12,627	-5.9%
IRELAND	3,657	3,599	1.6%	32,669	29,107	12.2%
ITALY*	23,556	22,948	2.6%	124,916	122,001	2.4%
LUXEMBOURG	316	365	-13.4%	1,789	1,751	2.2%
NETHERLANDS	7,565	5,714	32.4%	44,515	37,058	20.1%
PORTUGAL	11,062	5,417	104.2%	40,686	32,787	24.1%
SPAIN	26,312	26,551	-0.9%	144,250	142,760	1.0%
SWEDEN	3,856	3,566	8.1%	21,801	19,694	10.7%
UNITED KINGDOM	30,437	29,944	1.6%	170,074	168,057	1.2%
EU15	187,056	176,137	6.2%	1,032,322	986,481	4.6%
ICELAND	315	245	28.6%	1,399	1,359	2.9%
NORWAY	3,646	3,422	6.5%	21,813	19,214	13.5%
SWITZERLAND	2,090	2,241	-6.7%	13,129	12,433	5.6%
EFTA	6,051	5,908	2.4%	36,341	33,006	10.1%
WESTERN EUROPE	193,107	182,045	6.1%	1,068,663	1,019,487	4.8%
CZECH REPUBLIC	5,309	4,713	12.6%	28,042	23,314	20.3%
ESTONIA	417	320	30.3%	2,379	1,773	34.2%
HUNGARY	1,888	1,943	-2.8%	10,582	10,783	-1.9%
LATVIA	287	191	50.3%	1,710	980	74.5%
LITHUANIA	319	431	-26.0%	1,945	2,059	-5.5%
POLAND	4,589	3,440	33.4%	23,994	18,261	31.4%
SLOVAKIA	2,080	2,289	-9.1%	10,437	9,194	13.5%
SLOVENIA	675	488	38.3%	3,802	2,666	42.6%
EU (New Members)	15,564	13,815	12.7%	82,891	69,030	20.1%
EUROPEAN UNION**	202,620	189,952	6.7%	1,115,213	1,055,511	5.7%
TOTAL EUROPE (EU+EFTA)	208,671	195,860	6.5%	1,151,554	1,088,517	5.8%

(*) : For Italy, delivery figures

(**) EU23 - data for Malta and Cyprus are currently unavailable

ACEA

For further information, please call:

Ms. Joanna Smolinska - Manager Economics & Statistics - Tel. + 32 2 738 73 55

Association des
Constructeurs
Européens
d'Automobiles

Av. des Nerviens 85
B-1040 Bruxelles
Tel (32 2) 732 55 50
Fax (32 2) 738 73 10
(32 2) 738 73 11

This information is available on ACEA's website:

<http://www.acea.be>

***** Please note that the press release will not be published in August *****

Next Press Release on Commercial Vehicles for July & August data to be issued on 26 September 2007



ACEA

Press Release

**PRESS EMBARGO FOR ALL DATA :
8.00 A.M.(6.00 A.M. GMT), 26 July 2007**

PROVISIONAL

EU + EFTA COUNTRIES REGISTRATION FIGURES BY MARKET NEW HEAVY COMMERCIAL VEHICLES of 16t and over*

26/07/07

	June '07	June '06	% Change	Jan-Jun '07	Jan-Jun '06	% Change
AUSTRIA	724	162	346.9%	3,868	4,393	-12.0%
BELGIUM	806	633	27.3%	5,319	3,735	42.4%
DENMARK	582	427	36.3%	3,260	2,589	25.9%
FINLAND	244	233	4.7%	1,353	1,572	-13.9%
FRANCE	4,541	4,177	8.7%	21,513	21,807	-1.3%
GERMANY	5,542	2,857	94.0%	35,471	36,080	-1.7%
GREECE	113	77	46.8%	748	690	8.4%
IRELAND	351	123	185.4%	2,462	2,710	-9.2%
ITALY	2,236	2,214	1.0%	12,949	13,632	-5.0%
LUXEMBOURG	128	85	50.6%	753	791	-4.8%
NETHERLANDS	1,395	858	62.6%	7,889	8,471	-6.9%
PORTUGAL	416	180	131.1%	2,136	2,123	0.6%
SPAIN	3,083	3,027	1.9%	18,037	15,491	16.4%
SWEDEN	562	407	38.1%	3,024	2,665	13.5%
UNITED KINGDOM	2,257	1,679	34.4%	12,462	18,402	-32.3%
EUROPEAN UNION	22,980	17,139	34.1%	131,244	135,151	-2.9%
ICELAND	35	44	-20.5%	146	176	-17.0%
NORWAY	434	379	14.5%	2,347	1,890	24.2%
SWITZERLAND	363	322	12.7%	1,632	1,441	13.3%
EFTA	832	745	11.7%	4,125	3,507	17.6%
WEST. EUROPE	23,812	17,884	33.1%	135,369	138,658	-2.4%
CZECH REPUBLIC	703	292	140.8%	3,893	3,344	16.4%
ESTONIA	111	82	35.4%	799	493	62.1%
HUNGARY	n.a.	n.a.	n.a.	n.a.	n.a.	n.a.
LATVIA	220	171	28.7%	1,352	828	63.3%
LITHUANIA	455	238	91.2%	2,400	1,412	70.0%
POLAND	1,110	952	16.6%	9,050	5,231	73.0%
SLOVAKIA	431	172	150.6%	2,029	1,640	23.7%
SLOVENIA	162	102	58.8%	1,171	790	48.2%
EU (New Members)	3,192	2,009	58.9%	20,694	13,738	50.6%
EUROPEAN UNION**	26,172	19,148	36.7%	151,938	148,889	2.0%
TOTAL EUROPE (EU+EFTA)	27,004	19,893	35.7%	156,063	152,396	2.4%

(*) : Excluding Buses and Coaches

(**) EU23 - data for Malta and Cyprus are currently unavailable

ACEA

For further information, please call:

Ms. Joanna Smolinska - Manager Economics & Statistics - Tel. + 32 2 738 73 55

Association des
Constructeurs
Européens
d'Automobiles

Av. des Nerviens 85

B-1040 Bruxelles

Tel (32 2) 732 55 50

Fax (32 2) 738 73 10

(32 2) 738 73 11

This information is available on ACEA's website:

<http://www.acea.be>



ACEA

Press Release

**PRESS EMBARGO FOR ALL DATA :
8.00 A.M.(6.00 A.M. GMT), 26 July 2007**

PROVISIONAL

EU + EFTA COUNTRIES REGISTRATION FIGURES BY MARKET NEW MEDIUM & HEAVY COMMERCIAL VEHICLES over 3.5t*

26/07/07

	June '07	June '06	% Change	Jan-Jun '07	Jan-Jun '06	% Change
AUSTRIA	791	214	269.6%	4,384	4,928	-11.0%
BELGIUM	1,113	874	27.3%	6,899	5,154	33.9%
DENMARK	643	499	28.9%	3,628	2,963	22.4%
FINLAND	426	422	0.9%	2,468	2,877	-14.2%
FRANCE	5,377	5,193	3.5%	25,704	26,745	-3.9%
GERMANY	8,991	5,168	74.0%	54,413	55,061	-1.2%
GREECE	204	129	58.1%	1,217	1,211	0.5%
IRELAND	524	284	84.5%	3,675	4,477	-17.9%
ITALY	3,056	3,072	-0.5%	17,637	18,745	-5.9%
LUXEMBOURG	133	95	40.0%	829	865	-4.2%
NETHERLANDS	1,475	1,019	44.7%	8,407	9,681	-13.2%
PORTUGAL	526	279	88.5%	2,736	2,897	-5.6%
SPAIN	4,207	3,878	8.5%	23,907	20,039	19.3%
SWEDEN	629	487	29.2%	3,519	3,364	4.6%
UNITED KINGDOM	4,220	2,755	53.2%	22,444	30,718	-26.9%
EUROPEAN UNION	32,315	24,368	32.6%	181,867	189,725	-4.1%
ICELAND	48	65	-26.2%	215	277	-22.4%
NORWAY	628	495	26.9%	3,193	3,108	2.7%
SWITZERLAND	455	343	32.7%	1,648	1,515	8.8%
EFTA	1,131	903	25.2%	5,056	4,900	3.2%
WEST. EUROPE	33,446	25,271	32.3%	186,923	194,625	-4.0%
CZECH REPUBLIC	973	476	104.4%	5,377	4,712	14.1%
ESTONIA	149	91	63.7%	940	575	63.5%
HUNGARY	n.a.	n.a.	n.a.	n.a.	n.a.	n.a.
LATVIA	252	190	32.6%	1,508	947	59.2%
LITHUANIA	495	258	91.9%	2,536	1,502	68.8%
POLAND	2,215	1,321	67.7%	12,256	7,496	63.5%
SLOVAKIA	536	227	136.1%	2,692	2,102	28.1%
SLOVENIA	199	140	42.1%	1,373	985	39.4%
EU (New Members)	4,819	2,703	78.3%	26,682	18,319	45.7%
EUROPEAN UNION**	37,134	27,071	37.2%	208,549	208,044	0.2%
TOTAL EUROPE (EU+EFTA)	38,265	27,974	36.8%	213,605	212,944	0.3%

(*) : Excluding Buses and Coaches

(**) EU23 - data for Malta and Cyprus are currently unavailable

ACEA

For further information, please call:

Ms. Joanna Smolinska - Manager Economics & Statistics - Tel. + 32 2 738 73 55

Association des
Constructeurs
Européens
d'Automobiles

Av. des Nerviens 85

B-1040 Bruxelles

Tel (32 2) 732 55 50

Fax (32 2) 738 73 10

(32 2) 738 73 11

This information is available on ACEA's website:

<http://www.acea.be>



ACEA

Press Release

**PRESS EMBARGO FOR ALL DATA :
8.00 A.M.(6.00 A.M. GMT), 26 July 2007**

PROVISIONAL

EU + EFTA COUNTRIES REGISTRATION FIGURES BY MARKET NEW MEDIUM & HEAVY BUSES & COACHES over 3.5t

26/07/07

	June '07	June '06	% Change	Jan-Jun '07	Jan-Jun '06	% Change
AUSTRIA	29	29	0.0%	267	404	-33.9%
BELGIUM	82	63	30.2%	544	442	23.1%
DENMARK	39	83	-53.0%	197	273	-27.8%
FINLAND	30	25	20.0%	215	222	-3.2%
FRANCE	553	313	76.7%	2,911	2,631	10.6%
GERMANY	294	304	-3.3%	2,569	2,950	-12.9%
GREECE	66	41	61.0%	313	305	2.6%
IRELAND	20	37	-45.9%	158	297	-46.8%
ITALY	258	362	-28.7%	2,300	3,113	-26.1%
LUXEMBOURG	13	5	160.0%	134	123	8.9%
NETHERLANDS	125	40	212.5%	369	407	-9.3%
PORTUGAL	65	37	75.7%	393	338	16.3%
SPAIN	343	350	-2.0%	2,284	1,874	21.9%
SWEDEN	45	156	-71.2%	398	552	-27.9%
UNITED KINGDOM	423	221	91.4%	1,998	2,367	-15.6%
EUROPEAN UNION	2,385	2,066	15.4%	15,050	16,298	-7.7%
ICELAND	3	7	-57.1%	16	13	23.1%
NORWAY	70	87	-19.5%	466	451	3.3%
SWITZERLAND	30	65	-53.8%	206	306	-32.7%
EFTA	103	159	-35.2%	688	770	-10.6%
WEST. EUROPE	2,488	2,225	11.8%	15,738	17,068	-7.8%
CZECH REPUBLIC	93	55	69.1%	389	391	-0.5%
ESTONIA	51	7	628.6%	128	71	80.3%
HUNGARY	n.a.	n.a.	n.a.	n.a.	n.a.	n.a.
LATVIA	32	25	28.0%	91	85	7.1%
LITHUANIA	10	10	0.0%	80	36	122.2%
POLAND	n.a.	n.a.	n.a.	n.a.	n.a.	n.a.
SLOVAKIA	14	125	-88.8%	158	307	-48.5%
SLOVENIA	12	7	71.4%	72	53	35.8%
EU (New Members)	212	229	-7.4%	918	943	-2.7%
EUROPEAN UNION**	2,597	2,295	13.2%	15,968	17,241	-7.4%
TOTAL EUROPE (EU+EFTA)	2,700	2,454	10.0%	16,656	18,011	-7.5%

(**) EU23 - data for Malta and Cyprus are currently unavailable

For further information, please call:

Ms. Joanna Smolinska - Manager Economics & Statistics - Tel. + 32 2 738 73 55

ACEA

Association des
Constructeurs
Européens
d'Automobiles

Av. des Nerviens 85
B-1040 Bruxelles
Tel (32 2) 732 55 50
Fax (32 2) 738 73 10
(32 2) 738 73 11

This information is available on ACEA's website:

<http://www.acea.be>