



ACEA

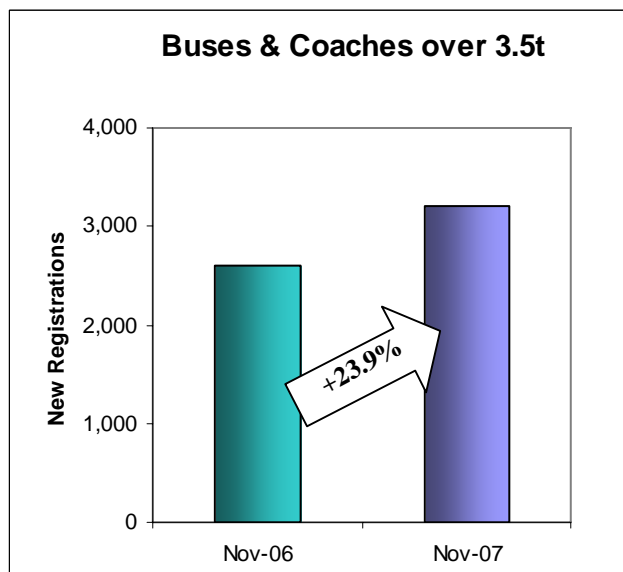
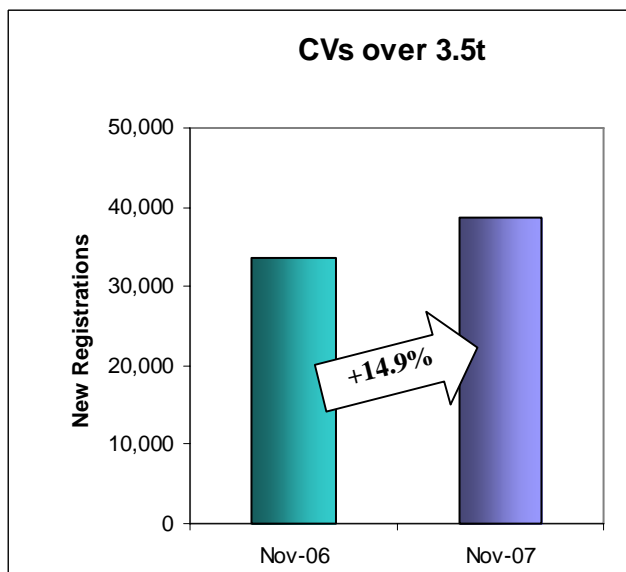
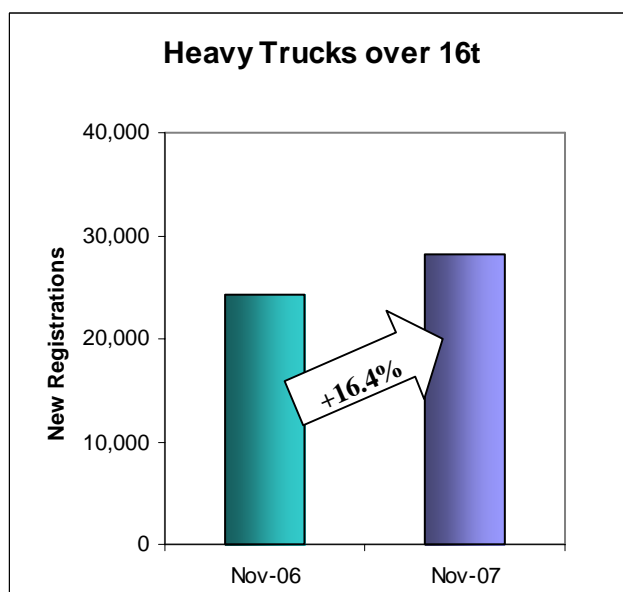
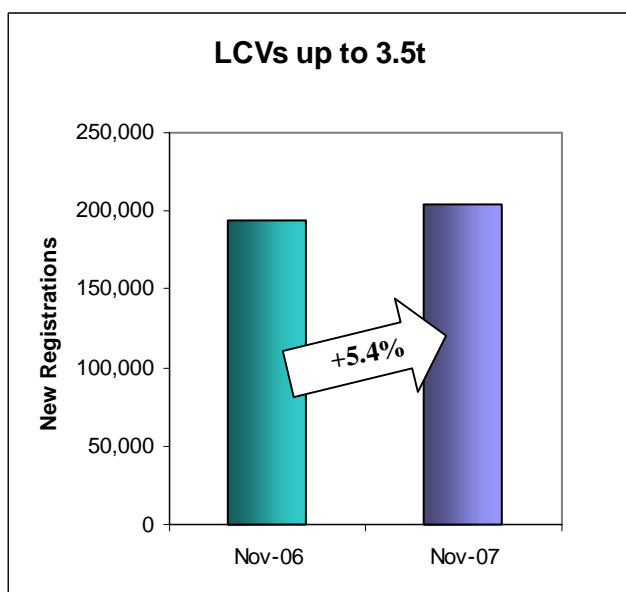
**PRESS EMBARGO FOR ALL DATA:
20 December 2007, 8.00 A.M. (7.00 A.M. GMT)**

Press Release

NEW COMMERCIAL VEHICLE REGISTRATIONS

November 2007

EU + EFTA Countries



Next Press Release: Friday, 25 January 2008

Market boom unbroken throughout the year

The demand for new commercial vehicles in Europe was **until November 2007** 7.2% higher than last year. All commercial vehicle categories positively contributed to this result. Eleven months into 2007, new registrations of vans rose by 7.7%, of trucks over 3.5 tonnes by 5.3% and of buses & coaches by 1.6%. **In November**, the robust and unbroken trend in demand continued with 5.4% more vans, 14.9% more trucks over 3.5 tonnes and 23.9% more buses & coaches registered in Europe, compared to November 2006.

New Light Commercial Vehicles up to 3.5t (vans)

In total 204,298 vans were registered in Europe (EU25+EFTA) in November, 5.4% more than last year. Western Europe reported a 3.4% rise and registrations in the new EU member states climbed by 32.5%.

Apart from Spain (-9.5%), all the main markets posted growths. Germany and Italy reported the highest increases (+17.9% and 11.4%, respectively) and were followed by the UK (+4.5%) and France (+2.6%). Registrations rose in the majority of the remaining EU15 countries, the most dynamic markets being Luxembourg (+61.9%), Sweden (+26.7%) and the Netherlands (+19.8%). All new member states posted two-digit growths with Latvia (+54.6%), Poland (+47.4%) and Lithuania (+46.3%) leading the way.

The unbroken upward trend in van registrations in Europe resulted in 7.7% higher cumulative figures. Western Europe and the new EU member states outperformed their last year's registrations by 6.4% and 25.4%, respectively. With the exception of Denmark (-9.3%), all other markets improved their results.

New Heavy Commercial Vehicles over 16t (excluding Buses & Coaches)

New heavy truck registrations went up by 16.4% in November 2007, as compared to the last year's result which was mitigated by purchases ahead of the introduction of the Euro IV legislation in October 2006. Registrations in the new member states increased by +30.5% and in Western Europe by +14.5%.

Of the main markets, the UK remained on a strong upward path (+40.9%), followed by France (+27.7%), Italy (+12.8%), Germany (+7.1%) and Spain (+4.2%). The growth in the new member states was mainly driven by dynamic registrations in Lithuania (+57.1%), Slovakia (+56.9%) and Poland (+34.8%).

Eleven months into 2007, the new heavy truck market in Europe was up by 7.9% thanks to a strong rise in the new member states (+49.2%) and further improvement in West European figures (+3.3%).

New Commercial Vehicles over 3.5t (excluding Buses & Coaches)

With 38,549 vehicles registered in November, the European truck market (over 3.5 tonnes) went up by 14.9%. Compared to November last year, there were 13.8% more new trucks registered in Western Europe and 24.2% in the new member states.

All main EU markets positively contributed to the overall result, with increases ranging from +40.7% in the UK to +2.5% in Spain. Six out of ten remaining EU15 markets also saw their registrations rise. The new member states, with the exception of the Czech Republic (-1.7%) and Estonia (-9.4%) have all posted two-digit growths.

Between January and November 2007 new truck registrations in Europe continued to boom (+5.3%), mainly helped by growth on the German (+6%), Spanish (+9.2%) and new EU member state markets (+39.6%).

New Buses & Coaches over 3.5t

New bus and coach November registrations in Europe jumped by 23.9%. Western Europe posted a substantial growth (+25.6%) and registrations in the new member states went slightly up (+4.4%). Helped by the overall good November result, the strongly negative trend in the European cumulative figures has been reversed (+1.6%).

Press Release

**PRESS EMBARGO FOR ALL DATA :
8.00 A.M.(7.00 A.M. GMT), 20 December 2007**

PROVISIONAL

EU + EFTA COUNTRIES REGISTRATION FIGURES BY MARKET NEW LIGHT COMMERCIAL VEHICLES up to 3.5t*

20/12/07

	November '07	November '06	% Change	Jan-Nov '07	Jan-Nov '06	% Change
AUSTRIA	2,809	2,744	2.4%	30,330	28,227	7.5%
BELGIUM	4,898	4,544	7.8%	62,072	54,655	13.6%
DENMARK	3,959	5,893	-32.8%	51,447	56,714	-9.3%
FINLAND	992	1,239	-19.9%	15,945	14,288	11.6%
FRANCE	40,394	39,389	2.6%	423,204	402,054	5.3%
GERMANY	23,251	19,723	17.9%	203,603	176,322	15.5%
GREECE	2,351	2,102	11.8%	22,384	21,971	1.9%
IRELAND	1,253	1,335	-6.1%	43,621	40,565	7.5%
ITALY*	24,434	21,924	11.4%	226,467	211,634	7.0%
LUXEMBOURG	416	257	61.9%	3,631	2,885	25.9%
NETHERLANDS	6,897	5,756	19.8%	78,166	62,851	24.4%
PORTUGAL	5,506	6,034	-8.8%	62,439	58,266	7.2%
SPAIN	22,418	24,759	-9.5%	250,893	250,737	0.1%
SWEDEN	4,079	3,220	26.7%	39,539	35,085	12.7%
UNITED KINGDOM	28,741	27,507	4.5%	315,421	305,605	3.2%
EU15	172,398	166,426	3.6%	1,829,162	1,721,859	6.2%
ICELAND	228	206	10.7%	2,636	2,351	12.1%
NORWAY	4,050	4,307	-6.0%	40,075	36,526	9.7%
SWITZERLAND	2,099	2,001	4.9%	23,750	21,475	10.6%
EFTA	6,377	6,514	-2.1%	66,461	60,352	10.1%
WESTERN EUROPE	178,775	172,940	3.4%	1,895,623	1,782,211	6.4%
CZECH REPUBLIC	6,467	4,878	32.6%	54,360	44,113	23.2%
ESTONIA	417	371	12.4%	4,315	3,405	26.7%
HUNGARY	2,154	1,908	12.9%	20,967	19,098	9.8%
LATVIA	286	185	54.6%	3,033	2,114	43.5%
LITHUANIA	468	320	46.3%	3,387	3,358	0.9%
POLAND	6,128	4,156	47.4%	49,176	35,711	37.7%
SLOVAKIA	2,425	1,954	24.1%	20,723	17,035	21.6%
SLOVENIA	801	674	18.8%	7,136	5,235	36.3%
EU (New Members)	19,146	14,446	32.5%	163,097	130,069	25.4%
EUROPEAN UNION**	197,921	187,386	5.6%	2,058,720	1,912,280	7.7%
TOTAL EUROPE (EU+EFTA)	204,298	193,900	5.4%	2,125,181	1,972,632	7.7%

(*) : For Italy, delivery figures

(**) EU25 - data for Malta and Cyprus are currently unavailable

ACEA

For further information, please call:

Ms. Joanna Smolinska - Manager Economics & Statistics - Tel. + 32 2 738 73 55

Association des
Constructeurs
Européens
d'Automobiles

Av. des Nerviens 85
B-1040 Bruxelles
Tel (32 2) 732 55 50
Fax (32 2) 738 73 10
(32 2) 738 73 11

This information is available on ACEA's website:

<http://www.acea.be>

Next Press Release on Commercial Vehicles to be issued on 25 January 2008



ACEA

Press Release

**PRESS EMBARGO FOR ALL DATA :
8.00 A.M.(7.00 A.M. GMT), 20 December 2007**

PROVISIONAL

EU + EFTA COUNTRIES REGISTRATION FIGURES BY MARKET NEW HEAVY COMMERCIAL VEHICLES of 16t and over*

20/12/07

	November '07	November '06	% Change	Jan-Nov '07	Jan-Nov '06	% Change
AUSTRIA	569	462	23.2%	7,229	6,569	10.0%
BELGIUM	627	664	-5.6%	9,059	7,537	20.2%
DENMARK	430	381	12.9%	5,790	4,914	17.8%
FINLAND	61	197	-69.0%	2,464	2,574	-4.3%
FRANCE	4,301	3,368	27.7%	41,217	41,088	0.3%
GERMANY	5,923	5,528	7.1%	64,340	58,778	9.5%
GREECE	115	96	19.8%	1,353	1,192	13.5%
IRELAND	97	71	36.6%	3,496	3,705	-5.6%
ITALY	2,405	2,132	12.8%	24,703	24,448	1.0%
LUXEMBOURG	171	98	74.5%	1,397	1,196	16.8%
NETHERLANDS	1,231	1,331	-7.5%	14,170	14,249	-0.6%
PORTUGAL	519	267	94.4%	3,949	3,873	2.0%
SPAIN	3,241	3,109	4.2%	33,744	30,538	10.5%
SWEDEN	473	433	9.2%	5,339	4,625	15.4%
UNITED KINGDOM	3,608	2,561	40.9%	27,091	32,849	-17.5%
EUROPEAN UNION	23,771	20,698	14.8%	245,341	238,135	3.0%
ICELAND	28	28	0.0%	278	297	-6.4%
NORWAY	431	393	9.7%	4,337	3,625	19.6%
SWITZERLAND	345	337	2.4%	3,143	2,959	6.2%
EFTA	804	758	6.1%	7,758	6,881	12.7%
WEST. EUROPE	24,575	21,456	14.5%	253,099	245,016	3.3%
CZECH REPUBLIC	744	653	13.9%	7,473	6,035	23.8%
ESTONIA	156	173	-9.8%	1,517	1,209	25.5%
HUNGARY	n.a.	n.a.	n.a.	n.a.	n.a.	n.a.
LATVIA	162	129	25.6%	2,670	1,797	48.6%
LITHUANIA	374	238	57.1%	4,531	2,739	65.4%
POLAND	1,552	1,151	34.8%	17,880	10,612	68.5%
SLOVAKIA	441	281	56.9%	3,969	3,029	31.0%
SLOVENIA	200	156	28.2%	2,205	1,546	42.6%
EU (New Members)	3,629	2,781	30.5%	40,245	26,967	49.2%
EUROPEAN UNION**	27,400	23,479	16.7%	285,586	265,102	7.7%
TOTAL EUROPE (EU+EFTA)	28,204	24,237	16.4%	293,344	271,983	7.9%

(*) : Excluding Buses and Coaches

(**) EU25 - data for Malta and Cyprus are currently unavailable

ACEA

For further information, please call:

Ms. Joanna Smolinska - Manager Economics & Statistics - Tel. + 32 2 738 73 55

Association des
Constructeurs
Européens
d'Automobiles

Av. des Nerviens 85

B-1040 Bruxelles

Tel (32 2) 732 55 50

Fax (32 2) 738 73 10

(32 2) 738 73 11

This information is available on ACEA's website:

<http://www.acea.be>

Press Release

**PRESS EMBARGO FOR ALL DATA :
8.00 A.M.(7.00 A.M. GMT), 20 December 2007**

PROVISIONAL

EU + EFTA COUNTRIES REGISTRATION FIGURES BY MARKET NEW MEDIUM & HEAVY COMMERCIAL VEHICLES over 3.5t*

20/12/07

	November '07	November '06	% Change	Jan-Nov '07	Jan-Nov '06	% Change
AUSTRIA	648	511	26.8%	8,064	7,222	11.7%
BELGIUM	837	856	-2.2%	11,773	10,023	17.5%
DENMARK	509	437	16.5%	6,537	5,616	16.4%
FINLAND	145	419	-65.4%	4,370	4,945	-11.6%
FRANCE	5,056	4,142	22.1%	48,975	50,207	-2.5%
GERMANY	9,425	8,794	7.2%	100,398	94,683	6.0%
GREECE	241	187	28.9%	2,271	2,021	12.4%
IRELAND	135	191	-29.3%	5,417	5,803	-6.7%
ITALY	3,321	2,916	13.9%	33,720	33,734	0.0%
LUXEMBOURG	179	118	51.7%	1,533	1,348	13.7%
NETHERLANDS	1,456	1,508	-3.4%	15,541	16,321	-4.8%
PORTUGAL	720	351	105.1%	5,212	5,108	2.0%
SPAIN	4,038	3,940	2.5%	42,462	38,900	9.2%
SWEDEN	565	493	14.6%	6,242	5,679	9.9%
UNITED KINGDOM	5,628	3,999	40.7%	47,020	52,693	-10.8%
EUROPEAN UNION	32,903	28,862	14.0%	339,535	334,303	1.6%
ICELAND	49	38	28.9%	477	462	3.2%
NORWAY	563	501	12.4%	5,887	5,275	11.6%
SWITZERLAND	412	417	-1.2%	4,076	3,916	4.1%
EFTA	1,024	956	7.1%	10,440	9,653	8.2%
WEST. EUROPE	33,927	29,818	13.8%	349,975	343,956	1.7%
CZECH REPUBLIC	959	976	-1.7%	10,497	9,069	15.7%
ESTONIA	173	191	-9.4%	1,768	1,361	29.9%
HUNGARY	n.a.	n.a.	n.a.	n.a.	n.a.	n.a.
LATVIA	190	142	33.8%	2,961	2,014	47.0%
LITHUANIA	392	250	56.8%	4,818	2,962	62.7%
POLAND	2,134	1,564	36.4%	22,739	14,676	54.9%
SLOVAKIA	532	404	31.7%	4,211	3,524	19.5%
SLOVENIA	242	195	24.1%	2,569	1,891	35.9%
EU (New Members)	4,622	3,722	24.2%	49,563	35,497	39.6%
EUROPEAN UNION**	37,525	32,584	15.2%	389,098	369,800	5.2%
TOTAL EUROPE (EU+EFTA)	38,549	33,540	14.9%	399,538	379,453	5.3%

(*) : Excluding Buses and Coaches

(**) EU25 - data for Malta and Cyprus are currently unavailable

ACEA

For further information, please call:

Ms. Joanna Smolinska - Manager Economics & Statistics - Tel. + 32 2 738 73 55

Association des
Constructeurs
Européens
d'Automobiles

Av. des Nerviens 85

B-1040 Bruxelles

Tel (32 2) 732 55 50

Fax (32 2) 738 73 10

(32 2) 738 73 11

This information is available on ACEA's website:

<http://www.acea.be>

Press Release

**PRESS EMBARGO FOR ALL DATA :
8.00 A.M.(7.00 A.M. GMT), 20 December 2007**

PROVISIONAL

EU + EFTA COUNTRIES REGISTRATION FIGURES BY MARKET NEW MEDIUM & HEAVY BUSES & COACHES over 3.5t

20/12/07

	November '07	November '06	% Change	Jan-Nov '07	Jan-Nov '06	% Change
AUSTRIA	75	20	275.0%	581	778	-25.3%
BELGIUM	57	56	1.8%	979	870	12.5%
DENMARK	23	28	-17.9%	425	468	-9.2%
FINLAND	12	20	-40.0%	459	412	11.4%
FRANCE	429	472	-9.1%	5,726	5,358	6.9%
GERMANY	583	449	29.8%	4,756	5,056	-5.9%
GREECE	33	22	50.0%	591	457	29.3%
IRELAND	36	0	n.a.	277	401	-30.9%
ITALY	428	248	72.6%	4,093	4,641	-11.8%
LUXEMBOURG	9	12	-25.0%	168	168	0.0%
NETHERLANDS	260	219	18.7%	1,027	756	35.8%
PORTUGAL	60	21	185.7%	676	545	24.0%
SPAIN	219	219	0.0%	3,645	3,355	8.6%
SWEDEN	76	38	100.0%	874	1,203	-27.3%
UNITED KINGDOM	615	476	29.2%	7,616	6,549	16.3%
EUROPEAN UNION	2,915	2,300	26.7%	31,893	31,017	2.8%
ICELAND	3	0	n.a.	22	26	-15.4%
NORWAY	50	45	11.1%	719	685	5.0%
SWITZERLAND	28	41	-31.7%	400	530	-24.5%
EFTA	81	86	-5.8%	1,141	1,241	-8.1%
WEST. EUROPE	2,996	2,386	25.6%	33,034	32,258	2.4%
CZECH REPUBLIC	140	132	6.1%	817	890	-8.2%
ESTONIA	5	6	-16.7%	154	129	19.4%
HUNGARY	n.a.	n.a.	n.a.	n.a.	n.a.	n.a.
LATVIA	16	22	-27.3%	180	180	0.0%
LITHUANIA	5	11	-54.5%	159	78	103.8%
POLAND	n.a.	n.a.	n.a.	n.a.	n.a.	n.a.
SLOVAKIA	37	30	23.3%	242	495	-51.1%
SLOVENIA	10	3	233.3%	133	127	4.7%
EU (New Members)	213	204	4.4%	1,685	1,899	-11.3%
EUROPEAN UNION**	3,128	2,504	24.9%	33,578	32,916	2.0%
TOTAL EUROPE (EU+EFTA)	3,209	2,590	23.9%	34,719	34,157	1.6%

(**) EU25 - data for Malta and Cyprus are currently unavailable

For further information, please call:

Ms. Joanna Smolinska - Manager Economics & Statistics - Tel. + 32 2 738 73 55

ACEA

Association des
Constructeurs
Européens
d'Automobiles

Av. des Nerviens 85
B-1040 Bruxelles
Tel (32 2) 732 55 50
Fax (32 2) 738 73 10
(32 2) 738 73 11

This information is available on ACEA's website:

<http://www.acea.be>