



ACEA

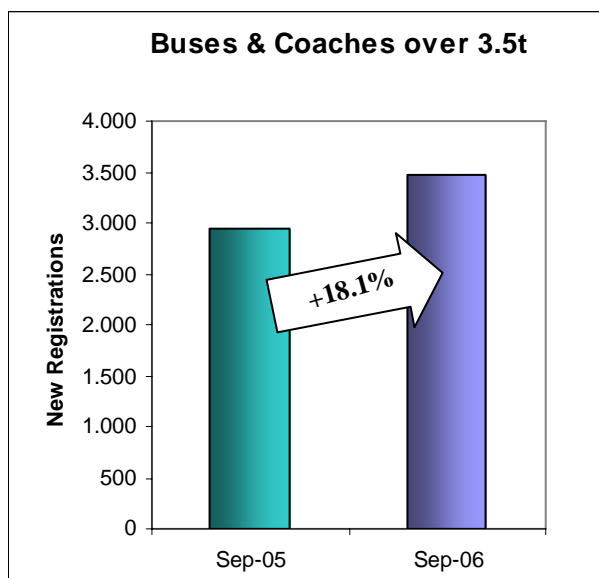
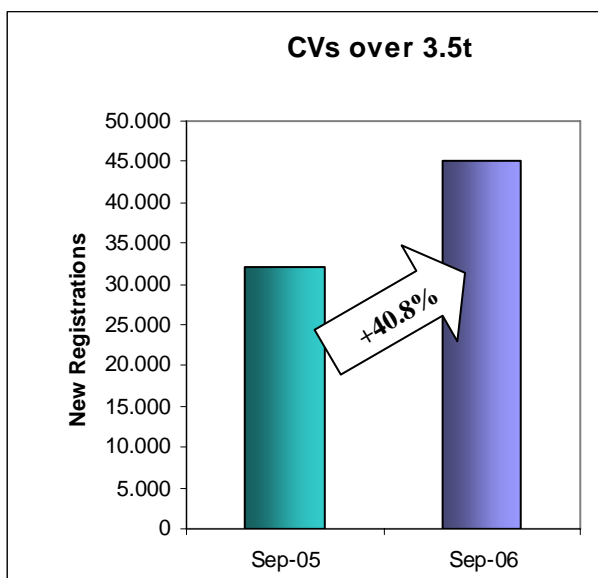
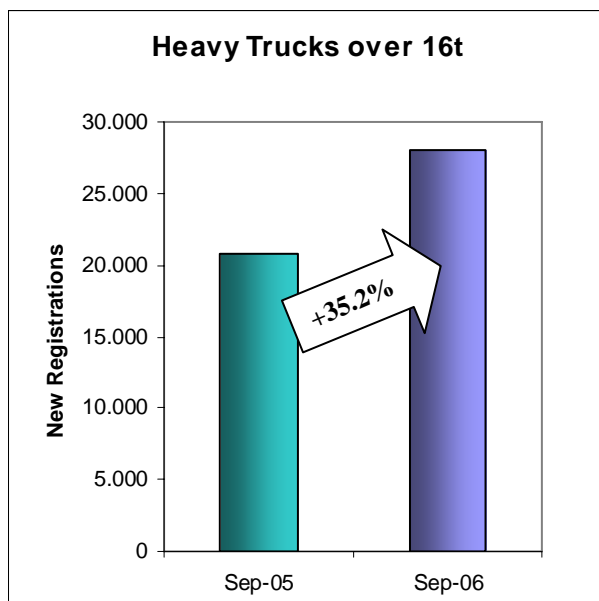
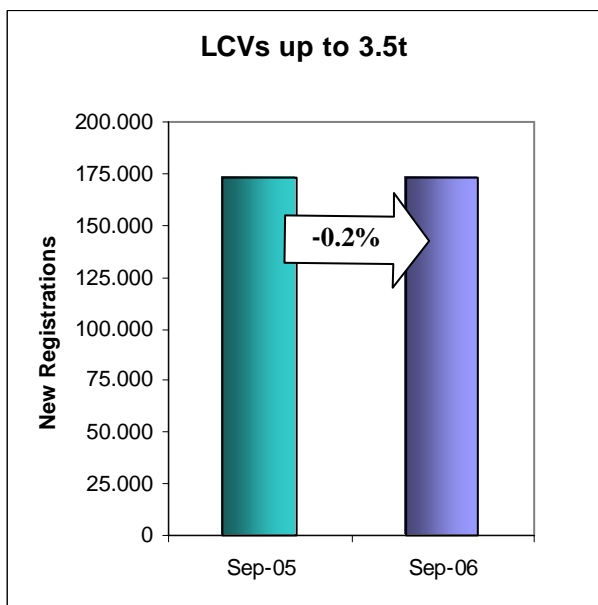
**PRESS EMBARGO FOR ALL DATA:
25 Octobre 2006, 8.00 A.M. (6.00 A.M. GMT)**

Press Release

NEW COMMERCIAL VEHICLE REGISTRATIONS

September 2006

European Union + EFTA Countries



Next Press Release: Friday 24 November 2006

New Light Commercial Vehicles up to 3.5t

In total, 172,513 new Light Commercial Vehicles (LCV) were registered in September 2006 in Western Europe, representing a -0.2% drop relative to the same month last year. This very slight downsize was influenced by one working day less with respect to September last year across the whole region.

As regards national situations in the EU15, three of the main countries posted decreases: France (-12%), Spain (-1.6%) and the UK (-1.4%) while the German and Italian markets performed quite well (+1.4% and +8.8%, respectively). Seven other countries recorded growth, ranging from +4% in Austria to +45.7% in the Netherlands. The situation in the latter remained distorted by the last year's strong decline in new LCV registrations following the introduction of the BMP taxation on light commercial vehicles for private use in July 2005. EFTA countries showed a +2.1% increase thanks to the positive Norwegian result (+13.5%).

Cumulative numbers for the first three quarters of the year show an increase of +4.0% relative to the same period last year (+3.8% in the EU15). Apart from Belgium (-4.3%), Portugal (-5.7%) and the Netherlands (-8.8%), all the other markets remained on the positive trend, with two-digit growth in Germany (+12%), Denmark (+13.4%) and Sweden (+16.2%). EFTA countries grew by +9.8%.

New Heavy Commercial Vehicles –HCV (over 16t – excluding Buses & Coaches)

New Heavy Commercial Vehicle market in Western Europe boomed in September (+35.2%), reaching 28,075 units. This was an expected result of anticipated purchases in view of the Euro 4 legislation coming into force on 1st October 2006.

While four of the main markets soared: France (+72.1%), Spain (+66%), Germany (+23.5%) and Italy (+4.5%), the UK new HCV registrations went down by -12.3%. Apart from Austria (-15.4%) and Luxembourg (-10.7%), all the remaining EU15 countries posted impressive two- or three digit growths. Logically, EFTA countries did not follow the same path, but the market raised nonetheless by +10.5%.

Although cumulative figures show visibly less distortion, growth posted on the Western European market amounted to +6.2% as compared with the three first quarters 2005. Only four EU15 countries suffered losses while the remaining market increases ranged from +2.7% in France to +34.1% in Portugal. EFTA market weakened by -2.4%.

New Commercial Vehicles over 3.5t (excluding Buses & Coaches)

Reflecting the market developments in the heavy truck sector, the market for new commercial vehicles (CV) above 3.5t surged by +40.8% (+42.3% in the EU15) in September 2006. In total, 45,149 new CVs were registered in Western Europe. On the contrary, EFTA countries reported a -8.9% slowdown.

Amongst the five main markets only in Italy the market remained flat (-0.5%). In contrast, France (+69.2%), Spain (+53.8%), Germany (+42.2%) and the UK (+35.1%) enjoyed a strong upturn. With the exception of, again, Austria and Luxembourg, the remaining markets realized substantial growth.

Western Europe cumulative figures for the whole nine-month period (+6.9%) moderate the September results. Amongst the EU15 countries only Austria and Belgium experienced declines (-8.1% and -14.2%, respectively) while all the EFTA countries remained on a negative path (-6.1% overall).

New Buses & Coaches over 3.5t

The market for new Buses and Coaches (B&C) in W.Europe also strengthened in September 2006 (+18.1%), attaining 3,465 new B&C in total. EFTA countries slowed down by -10.4% while the EU15 increased by +19.5% as compared with the same month last year. With the exception of Italy (-30.2%), all the main markets contributed positively to this result: France (+52.8%), Germany (+35.3%), Spain (25.3%) and the UK (+12.7%). Amongst the remaining markets, Ireland (ten-fold rise) and Belgium (+169.6%) were by far the best performers.

Cumulative figures for Western Europe (+5.4%) confirm the positive trend of new medium and heavy bus and coach registrations in the EU15 (+5.9%), though not in EFTA (-5.3%). As regards the main markets, France (+12.2%), Germany (+12.7%) and the UK (+12.6%) posted growth while Italy slightly slowed down (-1%) and Spain stayed flat (-0.1%).



ACEA

Press Release

**PRESS EMBARGO FOR ALL DATA :
8.00 A.M.(6.00 A.M. GMT), 25 October 2006**

PROVISIONAL

EU + EFTA COUNTRIES REGISTRATION FIGURES BY MARKET NEW LIGHT COMMERCIAL VEHICLES up to 3.5t*

25/10/06

| | Sep '06 | Sep '05 | % Change | Jan-Sep '06 | Jan-Sep '05 | % Change |
|-----------------------|----------------|----------------|--------------|------------------|------------------|-------------|
| AUSTRIA | 2.548 | 2.450 | 4,0% | 23.018 | 22.061 | 4,3% |
| BELGIUM | 4.246 | 3.872 | 9,7% | 45.470 | 47.509 | -4,3% |
| DENMARK | 5.424 | 4.998 | 8,5% | 45.391 | 40.039 | 13,4% |
| FINLAND | 1.190 | 1.076 | 10,6% | 11.736 | 10.823 | 8,4% |
| FRANCE | 29.640 | 33.665 | -12,0% | 320.774 | 313.819 | 2,2% |
| GERMANY | 15.041 | 14.839 | 1,4% | 140.733 | 125.697 | 12,0% |
| GREECE | 1.775 | 1.783 | -0,4% | 17.947 | 17.609 | 1,9% |
| IRELAND | 2.520 | 2.318 | 8,7% | 36.773 | 33.849 | 8,6% |
| ITALY* | 19.409 | 17.843 | 8,8% | 168.327 | 155.143 | 8,5% |
| LUXEMBOURG | 199 | 253 | -21,3% | 2.389 | 2.360 | 1,2% |
| NETHERLANDS | 4.993 | 3.426 | 45,7% | 51.687 | 56.698 | -8,8% |
| PORTUGAL | 5.091 | 5.271 | -3,4% | 46.478 | 49.271 | -5,7% |
| SPAIN | 27.234 | 27.680 | -1,6% | 301.188 | 287.199 | 4,9% |
| SWEDEN | 3.433 | 3.157 | 8,7% | 28.403 | 24.445 | 16,2% |
| UNITED KINGDOM | 44.512 | 45.151 | -1,4% | 251.675 | 251.068 | 0,2% |
| EUROPEAN UNION | 167.255 | 167.782 | -0,3% | 1.491.989 | 1.437.590 | 3,8% |
| ICELAND | 213 | 239 | -10,9% | 1.917 | 1.622 | 18,2% |
| NORWAY | 3.420 | 3.014 | 13,5% | 28.841 | 25.484 | 13,2% |
| SWITZERLAND | 1.625 | 1.899 | -14,4% | 17.525 | 16.869 | 3,9% |
| EFTA | 5.258 | 5.152 | 2,1% | 48.283 | 43.975 | 9,8% |
| WEST. EUROPE | 172.513 | 172.934 | -0,2% | 1.540.272 | 1.481.565 | 4,0% |

(*) : For Italy, delivery figures

For further information, please call:

Ms. Joanna Smolinska - Manager Economics & Statistics - Tel. + 32 2 738 73 55

ACEA

Association des
Constructeurs
Européens
d'Automobiles

Av. des Nerviens 85
B-1040 Bruxelles
Tel (32 2) 732 55 50
Fax (32 2) 738 73 10
(32 2) 738 73 11

This information is available on ACEA's website:

<http://www.acea.be>

Next Press Release on Commercial Vehicles to be issued on 24 November 2006



ACEA

Press Release

**PRESS EMBARGO FOR ALL DATA :
8.00 A.M.(6.00 A.M. GMT), 25 October 2006**

PROVISIONAL

EU + EFTA COUNTRIES REGISTRATION FIGURES BY MARKET NEW HEAVY COMMERCIAL VEHICLES of 16t and over*

| | Sep '06 | Sep '05 | % Change | Jan-Sep '06 | Jan-Sep '05 | % Change |
|-----------------------|---------------|---------------|--------------|----------------|----------------|--------------|
| AUSTRIA | 608 | 719 | -15,4% | 5.653 | 6.259 | -9,7% |
| BELGIUM | 1.142 | 487 | 134,5% | 6.134 | 7.429 | -17,4% |
| DENMARK | 999 | 441 | 126,5% | 4.329 | 3.688 | 17,4% |
| FINLAND | 329 | 189 | 74,1% | 2.195 | 2.229 | -1,5% |
| FRANCE | 5.330 | 3.097 | 72,1% | 34.123 | 33.238 | 2,7% |
| GERMANY | 6.151 | 4.981 | 23,5% | 49.101 | 42.343 | 16,0% |
| GREECE | 132 | 88 | 50,0% | 1.010 | 851 | 18,7% |
| IRELAND | 492 | 327 | 50,5% | 5.282 | 4.394 | 20,2% |
| ITALY | 2.400 | 2.297 | 4,5% | 19.773 | 19.536 | 1,2% |
| LUXEMBOURG | 67 | 75 | -10,7% | 971 | 775 | 25,3% |
| NETHERLANDS | 1.632 | 1.038 | 57,2% | 11.855 | 9.674 | 22,5% |
| PORTUGAL | 930 | 272 | 241,9% | 3.428 | 2.557 | 34,1% |
| SPAIN | 3.412 | 2.055 | 66,0% | 24.010 | 22.445 | 7,0% |
| SWEDEN | 482 | 332 | 45,2% | 3.745 | 3.483 | 7,5% |
| UNITED KINGDOM | 3.277 | 3.736 | -12,3% | 25.717 | 26.538 | -3,1% |
| EUROPEAN UNION | 27.383 | 20.134 | 36,0% | 197.326 | 185.439 | 6,4% |
| ICELAND | 11 | 21 | -47,6% | 236 | 211 | 11,8% |
| NORWAY | 392 | 329 | 19,1% | 2.820 | 2.844 | -0,8% |
| SWITZERLAND | 289 | 276 | 4,7% | 2.288 | 2.422 | -5,5% |
| EFTA | 692 | 626 | 10,5% | 5.344 | 5.477 | -2,4% |
| WEST. EUROPE | 28.075 | 20.760 | 35,2% | 202.670 | 190.916 | 6,2% |

(*) : Excluding Buses and Coaches

For further information, please call:

Ms. Joanna Smolinska - Manager Economics & Statistics - Tel. + 32 2 738 73 55

ACEA

Association des
Constructeurs
Européens
d'Automobiles

Av. des Nerviens 85
B-1040 Bruxelles
Tel (32 2) 732 55 50
Fax (32 2) 738 73 10
(32 2) 738 73 11

This information is available on ACEA's website:

<http://www.acea.be>



ACEA

Press Release

**PRESS EMBARGO FOR ALL DATA :
8.00 A.M.(6.00 A.M. GMT), 25 October 2006**

PROVISIONAL

EU + EFTA COUNTRIES REGISTRATION FIGURES BY MARKET NEW MEDIUM & HEAVY COMMERCIAL VEHICLES over 3.5t*

25/10/06

| | Sep '06 | Sep '05 | % Change | Jan-Sep '06 | Jan-Sep '05 | % Change |
|-----------------------|---------------|---------------|--------------|----------------|----------------|--------------|
| AUSTRIA | 681 | 782 | -12,9% | 6.193 | 6.742 | -8,1% |
| BELGIUM | 1.405 | 656 | 114,2% | 8.229 | 9.593 | -14,2% |
| DENMARK | 1.125 | 495 | 127,3% | 4.932 | 4.267 | 15,6% |
| FINLAND | 648 | 367 | 76,6% | 4.128 | 4.093 | 0,9% |
| FRANCE | 6.356 | 3.757 | 69,2% | 41.691 | 40.394 | 3,2% |
| GERMANY | 11.561 | 8.132 | 42,2% | 79.207 | 69.245 | 14,4% |
| GREECE | 210 | 127 | 65,4% | 1.704 | 1.459 | 16,8% |
| IRELAND | 3.056 | 2.637 | 15,9% | 42.454 | 38.441 | 10,4% |
| ITALY | 3.215 | 3.232 | -0,5% | 27.356 | 27.357 | 0,0% |
| LUXEMBOURG | 73 | 86 | -15,1% | 1.077 | 921 | 16,9% |
| NETHERLANDS | 1.789 | 1.172 | 52,6% | 13.567 | 11.071 | 22,5% |
| PORTUGAL | 1.063 | 363 | 192,8% | 4.573 | 3.434 | 33,2% |
| SPAIN | 3.987 | 2.593 | 53,8% | 30.675 | 29.038 | 5,6% |
| SWEDEN | 584 | 412 | 41,7% | 4.681 | 4.207 | 11,3% |
| UNITED KINGDOM | 8.540 | 6.321 | 35,1% | 45.633 | 44.553 | 2,4% |
| EUROPEAN UNION | 44.293 | 31.132 | 42,3% | 316.100 | 294.815 | 7,2% |
| ICELAND | 21 | 40 | -47,5% | 379 | 457 | -17,1% |
| NORWAY | 477 | 553 | -13,7% | 4.274 | 4.591 | -6,9% |
| SWITZERLAND | 358 | 347 | 3,2% | 3.058 | 3.166 | -3,4% |
| EFTA | 856 | 940 | -8,9% | 7.711 | 8.214 | -6,1% |
| WEST. EUROPE | 45.149 | 32.072 | 40,8% | 323.811 | 303.029 | 6,9% |

(*) : Excluding Buses and Coaches

For further information, please call:

Ms. Joanna Smolinska - Manager Economics & Statistics - Tel. + 32 2 738 73 55

ACEA

Association des
Constructeurs
Européens
d'Automobiles

Av. des Nerviens 85
B-1040 Bruxelles
Tel (32 2) 732 55 50
Fax (32 2) 738 73 10
(32 2) 738 73 11

This information is available on ACEA's website:

<http://www.acea.be>



ACEA

Press Release

**PRESS EMBARGO FOR ALL DATA :
8.00 A.M.(6.00 A.M. GMT), 25 October 2006**

PROVISIONAL

EU + EFTA COUNTRIES REGISTRATION FIGURES BY MARKET NEW MEDIUM & HEAVY BUSES & COACHES over 3.5t

25/10/06

| | Sep '06 | Sep '05 | % Change | Jan-Sep '06 | Jan-Sep '05 | % Change |
|-----------------------|--------------|--------------|---------------|---------------|---------------|--------------|
| AUSTRIA | 160 | 99 | 61,6% | 682 | 454 | 50,2% |
| BELGIUM | 124 | 46 | 169,6% | 741 | 770 | -3,8% |
| DENMARK | 35 | 23 | 52,2% | 389 | 321 | 21,2% |
| FINLAND | 49 | 27 | 81,5% | 373 | 343 | 8,7% |
| FRANCE | 689 | 451 | 52,8% | 4.505 | 4.014 | 12,2% |
| GERMANY | 636 | 470 | 35,3% | 4.253 | 3.775 | 12,7% |
| GREECE | 33 | 56 | -41,1% | 412 | 570 | -27,7% |
| IRELAND | 23 | 2 | ++ | 376 | 247 | 52,2% |
| ITALY | 284 | 407 | -30,2% | 3.965 | 4.007 | -1,0% |
| LUXEMBOURG | 11 | 6 | 83,3% | 150 | 140 | 7,1% |
| NETHERLANDS | 2 | 39 | -94,9% | 504 | 766 | -34,2% |
| PORTUGAL | 107 | 112 | -4,5% | 498 | 540 | -7,8% |
| SPAIN | 600 | 479 | 25,3% | 2.876 | 2.878 | -0,1% |
| SWEDEN | 113 | 157 | -28,0% | 1.089 | 1.024 | 6,3% |
| UNITED KINGDOM | 478 | 424 | 12,7% | 3.466 | 3.079 | 12,6% |
| EUROPEAN UNION | 3.344 | 2.798 | 19,5% | 24.279 | 22.928 | 5,9% |
| ICELAND | 2 | 3 | -33,3% | 53 | 36 | 47,2% |
| NORWAY | 76 | 94 | -19,1% | 590 | 730 | -19,2% |
| SWITZERLAND | 43 | 38 | 13,2% | 451 | 389 | 15,9% |
| EFTA | 121 | 135 | -10,4% | 1.094 | 1.155 | -5,3% |
| WEST. EUROPE | 3.465 | 2.933 | 18,1% | 25.373 | 24.083 | 5,4% |

For further information, please call:

Ms. Joanna Smolinska - Manager Economics & Statistics - Tel. + 32 2 738 73 55

ACEA

This information is available on ACEA's website:

<http://www.acea.be>

Association des

Constructeurs

Européens

d'Automobiles

Av. des Nerviens 85

B-1040 Bruxelles

Tel (32 2) 732 55 50

Fax (32 2) 738 73 10

(32 2) 738 73 11