



ACEA

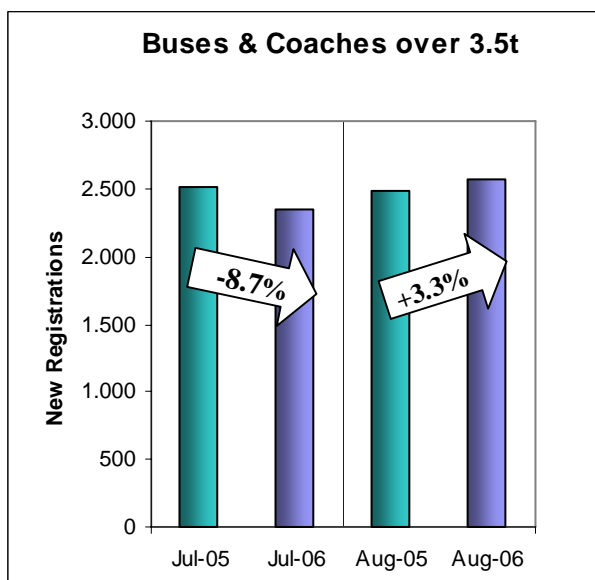
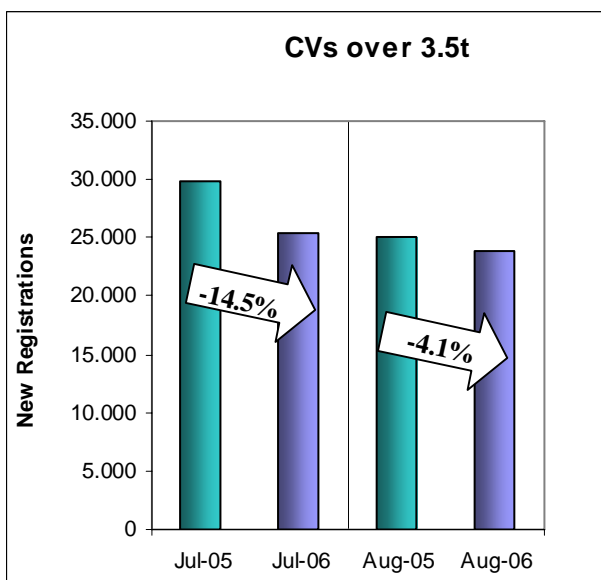
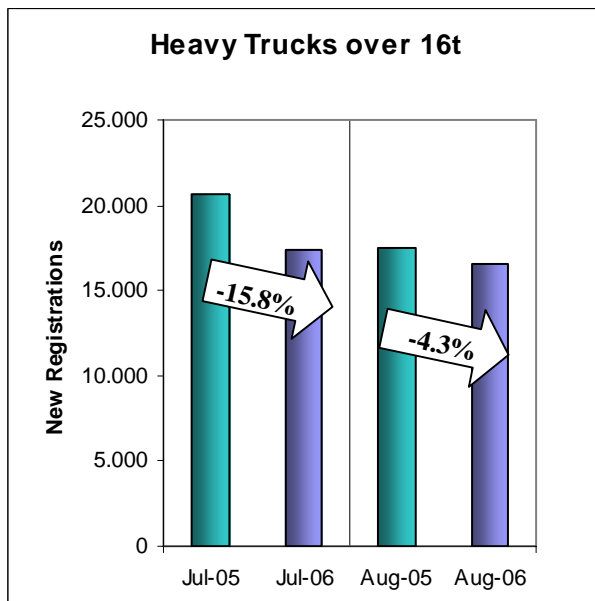
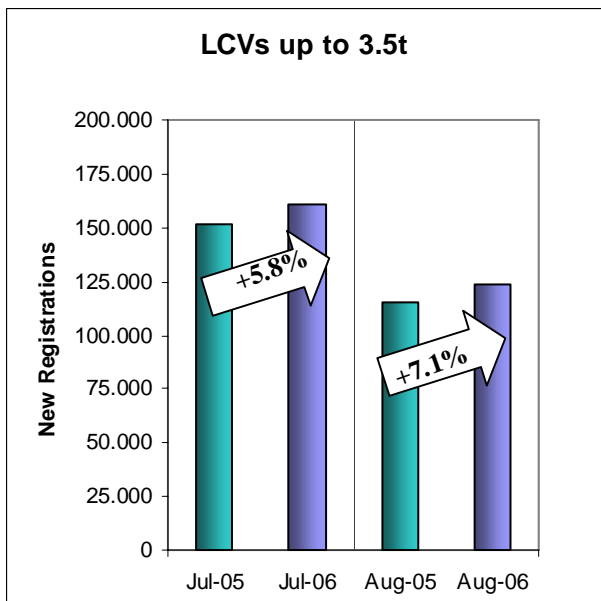
**PRESS EMBARGO FOR ALL DATA:
26 September 2006, 8.00 A.M. (6.00 A.M. GMT)**

Press Release


NEW COMMERCIAL VEHICLE REGISTRATIONS

July & August 2006

EU15 + EFTA Countries



Next Press Release: Wednesday, 25 October 2006



A C E A

New Light Commercial Vehicles up to 3.5t

In total, 158,741 new Light Commercial Vehicles (LCV) were registered in July 2006 in Western Europe, representing a +5.8% rise relative to the same month last year. In August, new LCV registrations reached a level of 123,873 units, +7.1% more than the same month last year. The cumulative numbers for the first eight months of the year show an increase of +4.5% relative to the same period last year (+4.3% for January–July 2006).

However, given that these results were not influenced by the number of working days, which was identical last year (both months) across Europe, the figures must be put into perspective referring to national markets. For example, LCV registrations in the Netherlands more than tripled in July and almost doubled in August as compared to the same months last year. This was due to the last year's distortion of the Dutch market, following the introduction of the BMP taxation on light commercial vehicles for private use in July 2005. As regards the remaining countries, among the five main markets only Italy suffered a loss (–5.6%), while Germany (+16.4%), Spain (+6.9%), France (+4.6%) and UK (+2.4%) contributed positively to the July results. EFTA countries reported a slight loss (–0.6%) triggered by slowdowns in Iceland (–19.9%) and Norway (–10.2%).

Cumulative figures for the January–July period show an increase in new LCV registrations of +4.3% relative to the same period last year. Four of the main markets posted growth: Germany (+15%), Italy (+8.9%), Spain (+5.3%) and France (+4.1%), while the UK market remained flat (+0.2%). Increases in year-to-date registrations were also reported in the majority of remaining markets, ranging from +15.1% in Sweden to +3.3% in Austria. In contrast, the Netherlands (–17.6%), Portugal (–6.8%) and Belgium (–5.9%) reported drops in sales.

In August, all the main markets contributed positively to the rise in registrations: Spain (+7.6%), the UK (+6.4%), Italy (+2.9%), France (+1.8%) and Germany (+1%). Dutch figures (+86.8%) were again distorted by the weak performance in August last year. Only three countries saw their registration reduced: Greece (–12.2%), Luxembourg (–3%) and Belgium (–1.4%).


Looking at the cumulative figures for the January–August period, the market for LCVs saw an increase of +4.5% relative the same period last year. With the exception of Belgium (–5.5%), Portugal (–5.9%) and the Netherlands (–12.4%), all the other markets contributed positively to this result.

New Heavy Commercial Vehicles –HCV (over 16t – excluding Buses & Coaches)

During the summer period the market for new Heavy Commercial Vehicles (HCV) in W.Europe remained disrupted by the chaotic introduction of the digital tachograph rules. In total, 17,416 new heavy trucks were registered in July, a –15.8% drop relative to July 2005. The loss was reduced in August (–4.3% relative to August last year) when new heavy truck registrations reached 16,736 units.

In July, three out of the five main markets contributed to the global negative result: the UK (–32.7%), Germany (–25.6%) and Italy (–19.5%). The only three countries that recovered were France (+12.3%), Spain (+5.6%), and the Netherlands (+0.5%). Nonetheless, new HCV registrations remained on a positive trend over the January–July period, growing by 3.2% relative to the same period last year. This was essentially due to the good performance during the first five months of the year, before the digital tachograph legislation came into force (1st May 2006).

In August, HCV registrations in France and Spain kept increasing (+6.6% and +5.2%, respectively) while the UK (–12.1%), Germany (–8.2%) and Italy (–3%) reduced their losses. The results for the first eight months of the year show nevertheless an increase of +2.4% in new heavy truck registrations in W.Europe relative to the same period last year. In the main markets, Germany posted the strongest cumulative growth (+15%), while the Italian and Spanish registrations barely moved (+0.8% and +1%). France (–4.5%) and the UK (–1.6%) experienced decreases relative to the same period last year. The situation on the remaining markets was quite mixed, with the highest percentage growth in Luxembourg (+29.1%) and highest decrease in Belgium (–28.1%).



A C E A

New Commercial Vehicles over 3.5t (excluding Buses & Coaches)

Reflecting the market developments in the heavy truck sector, the market for new commercial vehicles (CV) above 3.5t deteriorated during the summer period. In total, 25,251 new CVs were registered in July, a -14.5% drop relative to July 2005. In August, new heavy truck registrations reached 24,064 units, a -4.1% decrease relative to August 2005. It should be noted that the new commercial vehicles market might further be distorted in the forthcoming month as operators anticipate their Euro3 trucks purchases ahead of the Euro4 legislation coming into force on 1st October 2006.

In July, three out of the five main markets experienced contractions in sales: the UK (-33.7%), Germany (-18.7%) and Italy (-15.5%). In contrast, only France (+14.3%), the Netherlands (+9.6%) and Spain (+3.7%) posted growth. The remaining countries suffered from losses ranging from around -2% in Greece and Luxembourg to -40% in Belgium and Finland and -58.1% in Austria. Yet, the cumulative figures show a +2.7% increase in new HCV registrations as compared with the same period last year. This was due to the good performance of, amongst others, Sweden (+10.1%), Germany (+12.1%), the Netherlands (+18.4%) and Ireland (+22.6%).

In August there were again three main markets experiencing slowdowns in their new CV sales: the UK (-19.4%), Italy (-4.5%) and Germany (-0.9%). France (+6.6%) and Spain (+7.7%) were ones of the few countries having posted growth. Results for the January–August period showed a slight increase of +2% in new CV registrations relative to the same period last year. Reflecting the situation in the heavy trucks sector, the markets that contributed positively to this result were mainly the Netherlands (+19.2%), Ireland (+17.9%), Germany (+10.7%) and Sweden (+8%).

New Buses & Coaches over 3.5t

The market for new Buses and Coaches (B&C) in W.Europe also weakened in July 2006 (-8.7% as compared to July last year) but during the following month it showed some signals of recovery (+3.3% relative to August 2005). In total, 2,249 new B&C were registered in July and 2,608 in August.

In July, three of the five main markets reported decreases in new B&C registrations: Italy (-32.6%), Germany (-26.1%) and Spain (-9.1%). In contrast, in the UK (+44.3%) and France (+31.4%) posted high growths. Looking at the cumulative results for the January–July period, the market remained on a positive trend with a +3.3 % rise in new B&C registrations relative to the same period last year. With the exception of Spain (-5.2%), all the main markets contributed positively to this result: the UK (+9.2%), Germany (+8.5%), Italy (+7.8%) and France (+7.5%).

In August, the market situation for B&C improved with relatively strong growth in the UK (+66.2%), Germany (17.6%) and France (+5.5%), exceeding the decreases experienced by Italy (-40%) and Spain (-4.5%). Looking at the cumulative results for January–August, new B&C registrations continued to show an increase compared to the same period last year (+3.3%). With the exception of Spain (-5.1%), all the main markets posted increases in new B&C registrations: Italy (+2.3%), France (+7.1%) and Germany (+9.4%) and the UK (+12.5%).



ACEA

Press Release

**PRESS EMBARGO FOR ALL DATA :
8.00 A.M.(6.00 A.M. GMT), 26 September 2006**

PROVISIONAL

EU15 + EFTA COUNTRIES REGISTRATION FIGURES BY MARKET NEW LIGHT COMMERCIAL VEHICLES up to 3.5t*

26/09/06

	July '06	July '05	% Change	Jan-Jul '06	Jan-Jul '05	% Change
AUSTRIA	2.513	2.700	-6,9%	18.036	17.453	3,3%
BELGIUM	3.757	3.883	-3,2%	37.449	39.810	-5,9%
DENMARK	3.996	3.548	12,6%	34.896	30.588	14,1%
FINLAND	1.003	830	20,8%	9.308	8.579	8,5%
FRANCE	32.222	30.800	4,6%	266.993	256.437	4,1%
GERMANY	15.347	13.187	16,4%	112.774	98.065	15,0%
GREECE	1.872	2.015	-7,1%	14.491	13.910	4,2%
IRELAND	2.536	2.589	-2,0%	31.713	29.179	8,7%
ITALY*	18.188	19.265	-5,6%	140.107	128.644	8,9%
LUXEMBOURG	245	273	-10,3%	1.996	1.907	4,7%
NETHERLANDS	4.743	1.237	283,4%	41.730	50.616	-17,6%
PORTUGAL	4.754	5.069	-6,2%	37.517	40.264	-6,8%
SPAIN	37.513	35.100	6,9%	246.360	233.879	5,3%
SWEDEN	2.056	2.019	1,8%	21.750	18.890	15,1%
UNITED KINGDOM	23.243	22.697	2,4%	191.300	191.002	0,2%
EU15	153.988	145.212	6,0%	1.206.420	1.159.223	4,1%
ICELAND	165	206	-19,9%	1.504	1.225	22,8%
NORWAY	2.873	2.667	7,7%	22.087	19.438	13,6%
SWITZERLAND	1.715	1.910	-10,2%	14.078	13.183	6,8%
EFTA	4.753	4.783	-0,6%	37.669	33.846	11,3%
WEST. EUROPE	158.741	149.995	5,8%	1.244.089	1.193.069	4,3%

(*) : For Italy, delivery figures

For further information, please call:

Ms. Joanna Smolinska - Manager Economics & Statistics - Tel. + 32 2 738 73 55

ACEA

Association des
Constructeurs
Européens
d'Automobiles

Av. des Nerviens 85
B-1040 Bruxelles
Tel (32 2) 732 55 50
Fax (32 2) 738 73 10
(32 2) 738 73 11

This information is available on ACEA's website:

<http://www.acea.be>

Next Press Release on Commercial Vehicles to be issued on 25 October 2006



ACEA

Press Release

**PRESS EMBARGO FOR ALL DATA :
8.00 A.M.(6.00 A.M. GMT), 26 September 2006**

PROVISIONAL

EU15 + EFTA COUNTRIES REGISTRATION FIGURES BY MARKET NEW HEAVY COMMERCIAL VEHICLES of 16t and over*

	26/09/06					
	July '06	July '05	% Change	Jan-Jul '06	Jan-Jul '05	% Change
AUSTRIA	245	615	-60,2%	4.778	4.948	-3,4%
BELGIUM	621	1.075	-42,2%	4.356	6.223	-30,0%
DENMARK	293	304	-3,6%	2.882	2.832	1,8%
FINLAND	144	259	-44,4%	1.716	1.808	-5,1%
FRANCE	3.980	3.545	12,3%	25.787	27.319	-5,6%
GERMANY	3.361	4.516	-25,6%	39.441	33.541	17,6%
GREECE	99	103	-3,9%	789	677	16,5%
IRELAND	186	238	-21,8%	2.898	2.459	17,9%
ITALY	1.842	2.289	-19,5%	15.474	15.282	1,3%
LUXEMBOURG	68	73	-6,8%	859	602	42,7%
NETHERLANDS	818	814	0,5%	9.240	7.867	17,5%
PORTUGAL	214	259	-17,4%	2.337	2.055	13,7%
SPAIN	2.809	2.659	5,6%	18.291	18.196	0,5%
SWEDEN	264	357	-26,1%	2.929	2.796	4,8%
UNITED KINGDOM	1.939	2.881	-32,7%	20.342	20.414	-0,4%
EU15	16.883	19.987	-15,5%	152.119	147.019	3,5%
ICELAND	27	35	-22,9%	203	178	14,0%
NORWAY	265	360	-26,4%	2.155	2.251	-4,3%
SWITZERLAND	241	311	-22,5%	1.672	1.910	-12,5%
EFTA	533	706	-24,5%	4.030	4.339	-7,1%
WEST. EUROPE	17.416	20.693	-15,8%	156.149	151.358	3,2%

(*) : Excluding Buses and Coaches

For further information, please call:

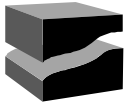
Ms. Joanna Smolinska - Manager Economics & Statistics - Tel. + 32 2 738 73 55

ACEA

This information is available on ACEA's website:
<http://www.acea.be>

Association des
Constructeurs
Européens
d'Automobiles

Av. des Nerviens 85
B-1040 Bruxelles
Tel (32 2) 732 55 50
Fax (32 2) 738 73 10
(32 2) 738 73 11



ACEA

Press Release

**PRESS EMBARGO FOR ALL DATA :
8.00 A.M.(6.00 A.M. GMT), 26 September 2006**

PROVISIONAL

EU15 + EFTA COUNTRIES REGISTRATION FIGURES BY MARKET NEW MEDIUM & HEAVY COMMERCIAL VEHICLES over 3.5t*

	26/09/06					
	July '06	July '05	% Change	Jan-Jul '06	Jan-Jul '05	% Change
AUSTRIA	275	656	-58,1%	5.207	5.315	-2,0%
BELGIUM	839	1.375	-39,0%	5.993	8.036	-25,4%
DENMARK	348	369	-5,7%	3.311	3.305	0,2%
FINLAND	268	442	-39,4%	3.145	3.303	-4,8%
FRANCE	4.870	4.260	14,3%	31.615	33.144	-4,6%
GERMANY	6.102	7.503	-18,7%	61.163	54.571	12,1%
GREECE	151	154	-1,9%	1.362	1.196	13,9%
IRELAND	290	361	-19,7%	4.476	3.651	22,6%
ITALY	2.691	3.184	-15,5%	21.436	21.292	0,7%
LUXEMBOURG	83	85	-2,4%	948	719	31,8%
NETHERLANDS	1.054	962	9,6%	10.674	9.016	18,4%
PORTUGAL	325	362	-10,2%	3.222	2.779	15,9%
SPAIN	3.707	3.576	3,7%	23.681	23.652	0,1%
SWEDEN	343	423	-18,9%	3.707	3.366	10,1%
UNITED KINGDOM	3.201	4.828	-33,7%	33.919	34.292	-1,1%
EU15	24.547	28.540	-14,0%	213.859	207.637	3,0%
ICELAND	40	51	-21,6%	316	387	-18,3%
NORWAY	349	542	-35,6%	3.456	3.602	-4,1%
SWITZERLAND	315	392	-19,6%	2.296	2.508	-8,5%
EFTA	704	985	-28,5%	6.068	6.497	-6,6%
WEST. EUROPE	25.251	29.525	-14,5%	219.927	214.134	2,7%

(*) : Excluding Buses and Coaches

For further information, please call:

Ms. Joanna Smolinska - Manager Economics & Statistics - Tel. + 32 2 738 73 55

ACEA

This information is available on ACEA's website:
<http://www.acea.be>

Association des
Constructeurs
Européens
d'Automobiles

Av. des Nerviens 85
B-1040 Bruxelles
Tel (32 2) 732 55 50
Fax (32 2) 738 73 10
(32 2) 738 73 11



ACEA

Press Release

**PRESS EMBARGO FOR ALL DATA :
8.00 A.M.(6.00 A.M. GMT), 26 September 2006**

PROVISIONAL

EU15 + EFTA COUNTRIES REGISTRATION FIGURES BY MARKET NEW MEDIUM & HEAVY BUSES & COACHES over 3.5t

26/09/06

	July '06	July '05	% Change	Jan-Jul '06	Jan-Jul '05	% Change
AUSTRIA	33	21	57,1%	453	264	71,6%
BELGIUM	77	73	5,5%	519	639	-18,8%
DENMARK	49	42	16,7%	322	260	23,8%
FINLAND	20	16	25,0%	242	262	-7,6%
FRANCE	490	373	31,4%	3.121	2.904	7,5%
GERMANY	260	352	-26,1%	3.210	2.959	8,5%
GREECE	40	108	-63,0%	345	436	-20,9%
IRELAND	26	26	0,0%	323	234	38,0%
ITALY	317	470	-32,6%	3.430	3.182	7,8%
LUXEMBOURG	10	7	42,9%	133	129	3,1%
NETHERLANDS	103	138	-25,4%	505	684	-26,2%
PORTUGAL	33	55	-40,0%	371	404	-8,2%
SPAIN	251	276	-9,1%	2.127	2.243	-5,2%
SWEDEN	100	115	-13,0%	652	665	-2,0%
UNITED KINGDOM	365	253	44,3%	2.732	2.501	9,2%
EU15	2.174	2.325	-6,5%	18.485	17.766	4,0%
ICELAND	3	8	-62,5%	37	21	76,2%
NORWAY	34	89	-61,8%	485	635	-23,6%
SWITZERLAND	38	42	-9,5%	326	289	12,8%
EFTA	75	139	-46,0%	848	945	-10,3%
WEST. EUROPE	2.249	2.464	-8,7%	19.333	18.711	3,3%

For further information, please call:

Ms. Joanna Smolinska - Manager Economics & Statistics - Tel. + 32 2 738 73 55

ACEA

This information is available on ACEA's website:

<http://www.acea.be>

Association des

Constructeurs

Européens

d'Automobiles

Av. des Nerviens 85

B-1040 Bruxelles

Tel (32 2) 732 55 50

Fax (32 2) 738 73 10

(32 2) 738 73 11