



ACEA

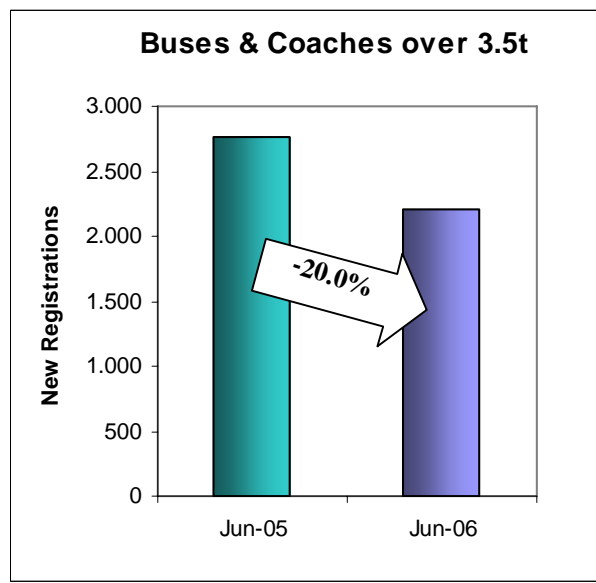
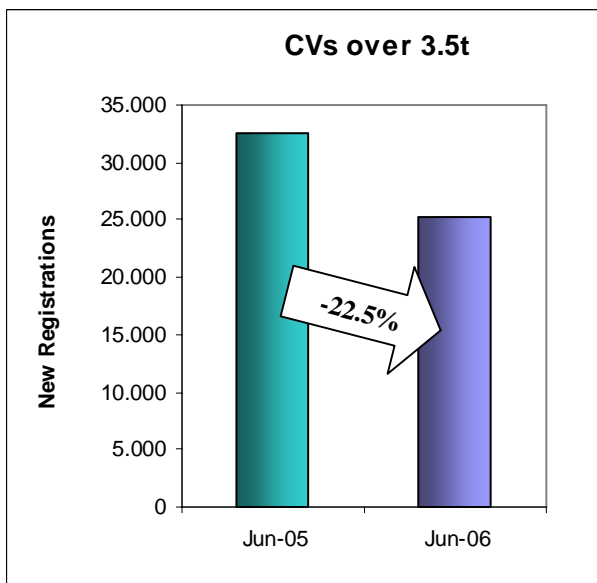
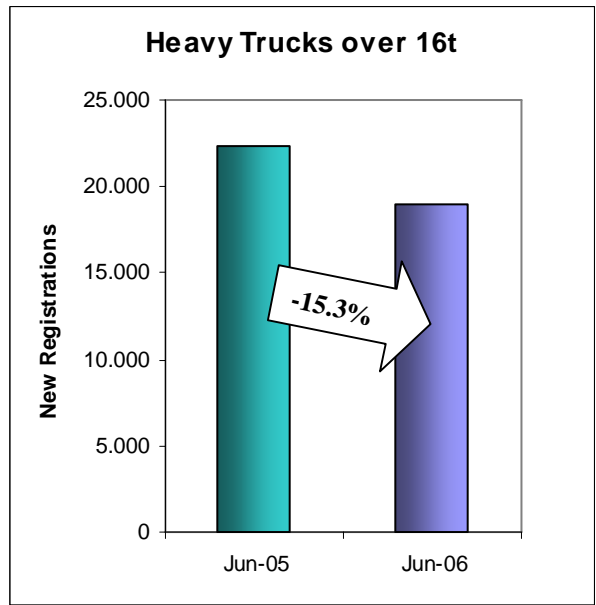
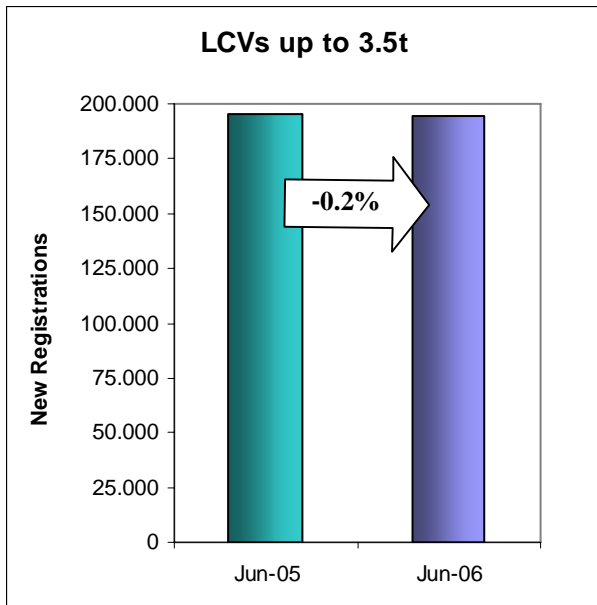
**PRESS EMBARGO FOR ALL DATA:  
26 July 2006, 8.00 A.M. (6.00 A.M. GMT)**

# Press Release

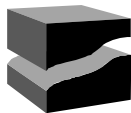
## NEW COMMERCIAL VEHICLE REGISTRATIONS

### June 2006

*European Union + EFTA Countries*



**Next Press Release: Tuesday, 26 September 2006**



ACEA

### **New Light Commercial Vehicles (LCVs) up to 3.5t**

In total, 194,773 new LCVs were registered in Western Europe in June 2006, representing a slowdown of  $-0.2\%$  (and of  $-0.5\%$  in the EU-15) with respect to June 2005. This result was to a certain extent influenced by the drop on Dutch market ( $-63.9\%$ ), triggered by the last year's strong increase in sales before the introduction of BPM taxation on light commercial vehicles for private use in July 2005.

Only four other countries (Austria, Belgium, Portugal and UK) reported losses, while the remaining markets posted growth, ranging from  $+18.3\%$  in Italy to  $+1\%$  in Finland.

Cumulative figures for the first six months of the year show an increase of  $+4.0\%$  (and  $+3.8\%$  in the EU-15), with four countries, again led by Sweden ( $+16.7\%$ ), reporting two-digit growth.

### **New Heavy Commercial Vehicles (HCVs) over 16t (excluding Buses&Coaches)**

New heavy truck registrations in W.Europe reached 18,973 units, a drop of  $-15.3\%$  (and  $-15.7\%$  in the EU-15) with respect to June 2005. This drop is the persisting consequence of the anticipated purchases in April 2006 before the entry into force of the legislation on digital tachographs (1<sup>st</sup> May 2006).

Cumulative figures for this vehicle category see a rise of  $+7.0\%$  (and  $+7.4\%$  in the EU-15), with sizeable increases in almost all markets (only Belgium, France and Spain post losses).

### **New Commercial Vehicles over 3.5t (excluding Buses&Coaches)**

The market of new trucks above 3.5t suffered from the same disrupting effect of the entry into force of the legislation on digital tachographs and ended the month with 25,234 units registered, representing a loss of  $-22.5\%$ .

Cumulative figures for the first five months of the year point to a reduced increase of  $+5.4\%$  (and  $+5.7\%$  in the EU-15), with strong growth in most markets and again, only Belgium, France and Spain posting losses.

### **New Buses&Coaches**

Same considerations apply to the market of new medium and heavy buses and coaches, with 2,214 units registered in W.Europe, representing a drop of  $-20\%$  with respect to June 2005. Only Denmark, Austria and France posted growth.

Cumulative figures show an increase of  $+5\%$  (and of  $+5.7\%$  in the EU-15) with respect to the same period last year.



ACEA

# Press Release

**PRESS EMBARGO FOR ALL DATA :  
8.00 A.M.(6.00 A.M. GMT), 26 July 2006**

## PROVISIONAL

### EU + EFTA COUNTRIES REGISTRATION FIGURES BY MARKET NEW LIGHT COMMERCIAL VEHICLES up to 3.5t\*

26/07/06

	Jun '06	Jun '05	% Change	Jan-Jun '06	Jan-Jun '05	% Change
AUSTRIA	2.639	3.024	-12,7%	15.523	14.753	5,2%
BELGIUM	5.056	5.521	-8,4%	33.692	35.927	-6,2%
DENMARK	5.531	5.153	7,3%	30.840	27.040	14,1%
FINLAND	1.333	1.320	1,0%	8.305	7.749	7,2%
FRANCE	44.525	41.413	7,5%	234.771	225.637	4,0%
GERMANY	16.902	15.927	6,1%	97.427	84.878	14,8%
GREECE	1.990	1.906	4,4%	12.627	11.895	6,2%
IRELAND	3.641	3.448	5,6%	29.210	26.591	9,8%
ITALY*	22.930	19.390	18,3%	121.925	109.379	11,5%
LUXEMBOURG	293	261	12,3%	1.679	1.634	2,8%
NETHERLANDS	5.706	15.801	-63,9%	36.984	49.379	-25,1%
PORTUGAL	5.405	6.935	-22,1%	32.765	35.195	-6,9%
SPAIN	39.666	36.657	8,2%	208.846	198.779	5,1%
SWEDEN	3.566	3.253	9,6%	19.694	16.871	16,7%
UNITED KINGDOM	29.944	30.009	-0,2%	168.057	168.305	-0,1%
<b>EUROPEAN UNION</b>	<b>189.127</b>	<b>190.018</b>	<b>-0,5%</b>	<b>1.052.345</b>	<b>1.014.012</b>	<b>3,8%</b>
ICELAND	231	221	4,5%	1.339	1.019	31,4%
NORWAY	3.422	2.999	14,1%	19.214	16.771	14,6%
SWITZERLAND	1.993	1.971	1,1%	12.017	11.273	6,6%
<b>EFTA</b>	<b>5.646</b>	<b>5.191</b>	<b>8,8%</b>	<b>32.570</b>	<b>29.063</b>	<b>12,1%</b>
<b>WEST. EUROPE</b>	<b>194.773</b>	<b>195.209</b>	<b>-0,2%</b>	<b>1.084.915</b>	<b>1.043.075</b>	<b>4,0%</b>

(\*) : For Italy, delivery figures

For further information, please call:

Ms. Joanna Smolinska - Manager Economics & Statistics - Tel. + 32 2 738 73 55

ACEA

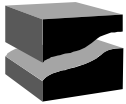
Association des  
Constructeurs  
Européens  
d'Automobiles

Av. des Nerviens 85  
B-1040 Bruxelles  
Tel (32 2) 732 55 50  
Fax (32 2) 738 73 10  
(32 2) 738 73 11

This information is available on ACEA's website:

<http://www.acea.be>

**Next Press Release on Commercial Vehicles to be issued on 26 September 2006**



ACEA

# Press Release

**PRESS EMBARGO FOR ALL DATA :  
8.00 A.M.(6.00 A.M. GMT), 26 July 2006**

## PROVISIONAL

### EU + EFTA COUNTRIES REGISTRATION FIGURES BY MARKET NEW HEAVY COMMERCIAL VEHICLES of 16t and over\*

26/07/06

	Jun '06	Jun '05	% Change	Jan-Jun '06	Jan-Jun '05	% Change
AUSTRIA	181	690	-73,8%	4.533	4.333	4,6%
BELGIUM	633	852	-25,7%	3.735	5.148	-27,4%
DENMARK	424	492	-13,8%	2.586	2.528	2,3%
FINLAND	233	307	-24,1%	1.572	1.549	1,5%
FRANCE	4.177	4.176	0,0%	21.807	23.774	-8,3%
GERMANY	2.857	5.072	-43,7%	36.080	29.025	24,3%
GREECE	77	103	-25,2%	690	574	20,2%
IRELAND	124	287	-56,8%	2.716	2.221	22,3%
ITALY	2.216	1.967	12,7%	13.637	12.993	5,0%
LUXEMBOURG	106	112	-5,4%	812	529	53,5%
NETHERLANDS	890	1.020	-12,7%	8.452	7.053	19,8%
PORTUGAL	180	327	-45,0%	2.123	1.796	18,2%
SPAIN	3.025	2.626	15,2%	15.481	15.537	-0,4%
SWEDEN	407	475	-14,3%	2.665	2.439	9,3%
UNITED KINGDOM	2.779	3.202	-13,2%	19.503	17.533	11,2%
<b>EUROPEAN UNION</b>	<b>18.309</b>	<b>21.708</b>	<b>-15,7%</b>	<b>136.392</b>	<b>127.032</b>	<b>7,4%</b>
ICELAND	33	32	3,1%	165	143	15,4%
NORWAY	379	357	6,2%	1.890	1.891	-0,1%
SWITZERLAND	252	294	-14,3%	1.356	1.599	-15,2%
<b>EFTA</b>	<b>664</b>	<b>683</b>	<b>-2,8%</b>	<b>3.411</b>	<b>3.633</b>	<b>-6,1%</b>
<b>WEST. EUROPE</b>	<b>18.973</b>	<b>22.391</b>	<b>-15,3%</b>	<b>139.803</b>	<b>130.665</b>	<b>7,0%</b>

(\*) : Excluding Buses and Coaches

For further information, please call:

Ms. Joanna Smolinska - Manager Economics & Statistics - Tel. + 32 2 738 73 55

ACEA

This information is available on ACEA's website:  
<http://www.acea.be>

Association des  
Constructeurs  
Européens  
d'Automobiles

Av. des Nerviens 85  
B-1040 Bruxelles  
Tel (32 2) 732 55 50  
Fax (32 2) 738 73 10  
(32 2) 738 73 11



ACEA

# Press Release

**PRESS EMBARGO FOR ALL DATA :  
8.00 A.M.(6.00 A.M. GMT), 26 July 2006**

## PROVISIONAL

### EU + EFTA COUNTRIES REGISTRATION FIGURES BY MARKET NEW MEDIUM & HEAVY COMMERCIAL VEHICLES over 3.5t\*

	Jun '06	Jun '05	% Change	Jan-Jun '06	Jan-Jun '05	% Change
AUSTRIA	214	758	-71,8%	4.932	4.659	5,9%
BELGIUM	874	1.156	-24,4%	5.154	6.661	-22,6%
DENMARK	495	550	-10,0%	2.959	2.936	0,8%
FINLAND	422	644	-34,5%	2.877	2.861	0,6%
FRANCE	5.193	5.095	1,9%	26.745	28.884	-7,4%
GERMANY	5.168	8.410	-38,5%	55.061	47.068	17,0%
GREECE	129	164	-21,3%	1.211	1.042	16,2%
IRELAND	249	440	-43,4%	4.192	3.289	27,5%
ITALY	3.074	2.712	13,3%	18.753	18.108	3,6%
LUXEMBOURG	111	123	-9,8%	881	634	39,0%
NETHERLANDS	1.049	1.186	-11,6%	9.648	8.054	19,8%
PORTUGAL	279	473	-41,0%	2.897	2.417	19,9%
SPAIN	3.821	3.543	7,8%	19.973	20.076	-0,5%
SWEDEN	487	566	-14,0%	3.364	2.943	14,3%
UNITED KINGDOM	2.755	5.620	-51,0%	30.718	29.464	4,3%
<b>EUROPEAN UNION</b>	<b>24.320</b>	<b>31.440</b>	<b>-22,6%</b>	<b>189.365</b>	<b>179.096</b>	<b>5,7%</b>
ICELAND	68	73	-6,8%	276	336	-17,9%
NORWAY	495	635	-22,0%	3.107	3.060	1,5%
SWITZERLAND	351	404	-13,1%	1.900	2.116	-10,2%
<b>EFTA</b>	<b>914</b>	<b>1.112</b>	<b>-17,8%</b>	<b>5.283</b>	<b>5.512</b>	<b>-4,2%</b>
<b>WEST. EUROPE</b>	<b>25.234</b>	<b>32.552</b>	<b>-22,5%</b>	<b>194.648</b>	<b>184.608</b>	<b>5,4%</b>

(\*) : Excluding Buses and Coaches

For further information, please call:

Ms. Joanna Smolinska - Manager Economics & Statistics - Tel. + 32 2 738 73 55

ACEA

Association des  
Constructeurs  
Européens  
d'Automobiles

Av. des Nerviens 85  
B-1040 Bruxelles  
Tel (32 2) 732 55 50  
Fax (32 2) 738 73 10  
(32 2) 738 73 11

This information is available on ACEA's website:

<http://www.acea.be>



ACEA

# Press Release

**PRESS EMBARGO FOR ALL DATA :  
8.00 A.M.(6.00 A.M. GMT), 26 July 2006**

## PROVISIONAL

### EU + EFTA COUNTRIES REGISTRATION FIGURES BY MARKET NEW MEDIUM & HEAVY BUSES & COACHES over 3.5t

26/07/06

	Jun '06	Jun '05	% Change	Jan-Jun '06	Jan-Jun '05	% Change
AUSTRIA	31	23	34,8%	420	243	72,8%
BELGIUM	63	103	-38,8%	442	566	-21,9%
DENMARK	83	47	76,6%	273	218	25,2%
FINLAND	25	31	-19,4%	222	246	-9,8%
FRANCE	313	304	3,0%	2.631	2.531	4,0%
GERMANY	304	336	-9,5%	2.950	2.607	13,2%
GREECE	41	68	-39,7%	305	328	-7,0%
IRELAND	37	43	-14,0%	297	208	42,8%
ITALY	362	388	-6,7%	3.118	2.712	15,0%
LUXEMBOURG	10	18	-44,4%	128	122	4,9%
NETHERLANDS	40	141	-71,6%	402	546	-26,4%
PORTUGAL	37	80	-53,8%	338	349	-3,2%
SPAIN	350	389	-10,0%	1.876	1.967	-4,6%
SWEDEN	156	228	-31,6%	552	550	0,4%
UNITED KINGDOM	221	399	-44,6%	2.367	2.248	5,3%
<b>EUROPEAN UNION</b>	<b>2.073</b>	<b>2.598</b>	<b>-20,2%</b>	<b>16.321</b>	<b>15.441</b>	<b>5,7%</b>
ICELAND	18	1	++	34	13	++
NORWAY	87	123	-29,3%	451	546	-17,4%
SWITZERLAND	36	46	-21,7%	254	247	2,8%
<b>EFTA</b>	<b>141</b>	<b>170</b>	<b>-17,1%</b>	<b>739</b>	<b>806</b>	<b>-8,3%</b>
<b>WEST. EUROPE</b>	<b>2.214</b>	<b>2.768</b>	<b>-20,0%</b>	<b>17.060</b>	<b>16.247</b>	<b>5,0%</b>

For further information, please call:

Ms. Joanna Smolinska - Manager Economics & Statistics - Tel. + 32 2 738 73 55

ACEA

This information is available on ACEA's website:

<http://www.acea.be>

Association des

Constructeurs

Européens

d'Automobiles

Av. des Nerviens 85

B-1040 Bruxelles

Tel (32 2) 732 55 50

Fax (32 2) 738 73 10

(32 2) 738 73 11