

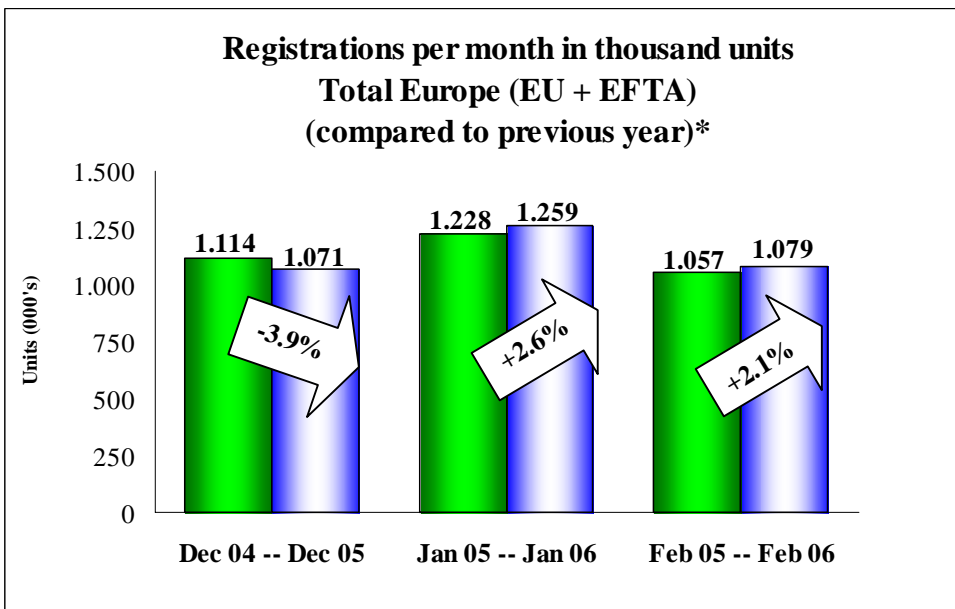
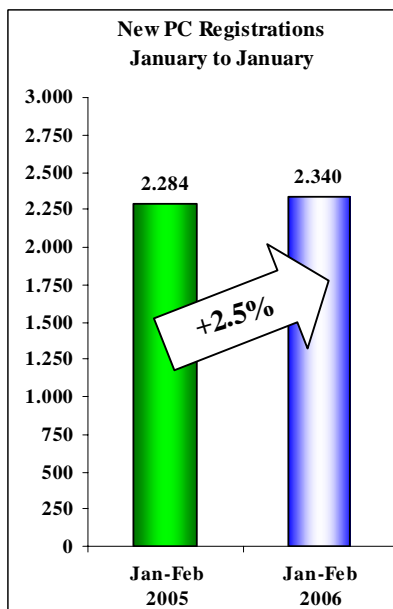


ACEA

16th March 2006

## New Passenger Car Registrations

*European Union + EFTA Countries*



\*Not adjusted for working days

Total new passenger cars registrations in Europe (EU-23 + EFTA) in February 2006 amounted to 1,079,101 units, which represent an increase of +2.1% (and +2.3% in the EU-15) with respect to February 2005. With an almost equal number of working days throughout the region (only Portugal had one extra trading day), these figure seem to confirm an encouraging start of the year. The cumulative result for the first two months of the year shows an increase of +2.5% for Europe and of +2.7% for the EU-15.

The positive February figure was reached despite the loss reported by three out of the five main markets. Spain (-2.3%), Germany (-1.9%) and the United Kingdom (-1.4%) suffered losses, while Italy (+6%) and France (+0.6%) reported growth. Among the EU-15, only three other countries posted losses, while the remaining seven ended the month with increases, comprised between +20.8% in Belgium (still under the boosting effect of the Brussels Motor Show) and +3.5% in Greece.

EFTA countries ended the month with an increase of +1.8%, while new EU Member States reported a marginal loss of -1%, showing some signs of improvement. While Latvia (+39%) remains the best performer in the region, Poland (-8.8%), although still in the negative side, shows a reduced loss. Cumulative figures show an increase of +1.5% for the EFTA countries and a loss of -2.1% for the new EU Member States.



ACEA

# Press Release

**PRESS EMBARGO FOR ALL DATA :  
8.00 A.M.(7.00 A.M GMT), 16 March 2006**

## PROVISIONAL NEW PASSENGER CAR REGISTRATIONS BY MARKET EUROPE (EU\* + EFTA)

16/03/06

|                                  | February '06     | February '05     | % Chg 06/05 | Jan-Feb '06      | Jan-Feb '05      | % Chg 06/05 |
|----------------------------------|------------------|------------------|-------------|------------------|------------------|-------------|
| AUSTRIA                          | 19.505           | 18.621           | +4,7        | 42.953           | 42.045           | +2,2        |
| BELGIUM                          | 54.554           | 45.171           | +20,8       | 112.682          | 96.129           | +17,2       |
| DENMARK                          | 10.294           | 9.707            | +6,0        | 21.613           | 19.736           | +9,5        |
| FINLAND                          | 11.615           | 11.189           | +3,8        | 30.061           | 29.351           | +2,4        |
| FRANCE                           | 160.537          | 159.642          | +0,6        | 329.126          | 323.758          | +1,7        |
| GERMANY                          | 215.963          | 220.042          | -1,9        | 439.071          | 421.391          | +4,2        |
| GREECE                           | 21.198           | 20.480           | +3,5        | 50.990           | 52.222           | -2,4        |
| IRELAND                          | 25.636           | 24.616           | +4,1        | 68.617           | 62.945           | +9,0        |
| ITALY                            | 209.512          | 197.578          | +6,0        | 447.917          | 412.019          | +8,7        |
| LUXEMBOURG                       | 4.225            | 4.888            | -13,6       | 8.392            | 8.681            | -3,3        |
| NETHERLANDS                      | 39.805           | 34.161           | +16,5       | 109.045          | 105.104          | +3,7        |
| PORTUGAL                         | 15.423           | 15.540           | -0,8        | 31.052           | 32.061           | -3,1        |
| SPAIN (**)                       | 116.806          | 119.555          | -2,3        | 221.250          | 224.350          | -1,4        |
| SWEDEN                           | 18.568           | 19.073           | -2,6        | 35.696           | 35.620           | +0,2        |
| UNITED KINGDOM                   | 75.996           | 77.092           | -1,4        | 233.359          | 258.566          | -9,7        |
| <b>EUROPEAN UNION (EU15)</b>     | <b>999.637</b>   | <b>977.355</b>   | <b>+2,3</b> | <b>2.181.824</b> | <b>2.123.978</b> | <b>+2,7</b> |
| ICELAND                          | 1.683            | 1.091            | +54,3       | 3.162            | 2.405            | +31,5       |
| NORWAY                           | 7.345            | 8.325            | -11,8       | 14.803           | 15.700           | -5,7        |
| SWITZERLAND                      | 18.197           | 16.945           | +7,4        | 35.870           | 34.953           | +2,6        |
| EFTA                             | 27.225           | 26.361           | +1,8        | 53.835           | 53.058           | +1,5        |
| <b>EU15+EFTA</b>                 | <b>1.026.862</b> | <b>1.003.716</b> | <b>+2,3</b> | <b>2.235.659</b> | <b>2.177.036</b> | <b>+2,7</b> |
| CZECH REPUBLIC                   | 8.462            | 7.844            | +7,9        | 16.283           | 16.787           | -3,0        |
| ESTONIA                          | 1.379            | 1.199            | +15,0       | 3.145            | 2.666            | +18,0       |
| HUNGARY                          | 13.362           | 14.152           | -5,6        | 27.015           | 24.816           | +8,9        |
| LATVIA                           | 1.355            | 975              | +39,0       | 2.718            | 1.835            | +48,1       |
| LITHUANIA                        | 790              | 752              | +5,1        | 1.698            | 1.536            | +10,5       |
| POLAND                           | 18.079           | 19.826           | -8,8        | 36.624           | 42.054           | -12,9       |
| SLOVAKIA                         | 3.850            | 3.262            | +18,0       | 7.587            | 7.014            | +8,2        |
| SLOVENIA                         | 4.962            | 4.776            | +3,9        | 9.655            | 10.277           | -6,1        |
| <b>EU (New Members)</b>          | <b>52.239</b>    | <b>52.786</b>    | <b>-1,0</b> | <b>104.725</b>   | <b>106.985</b>   | <b>-2,1</b> |
| <b>EUROPEAN UNION*</b>           | <b>1.051.876</b> | <b>1.030.141</b> | <b>+2,1</b> | <b>2.286.549</b> | <b>2.230.963</b> | <b>+2,5</b> |
| <b>TOTAL EUROPE (EU+EFTA)***</b> | <b>1.079.101</b> | <b>1.056.502</b> | <b>+2,1</b> | <b>2.340.384</b> | <b>2.284.021</b> | <b>+2,5</b> |

(\*) EU 23 - Data for Malta and Cyprus are currently not available.

(\*\*) Data includes 4x4 PCs

(\*\*\*) ACEA estimates

For further information, please call:

Mr. Alfredo Filippone - Director of Communications - Tel. (322) 738.73.45

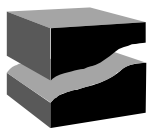
ACEA

Association des  
Constructeurs  
Européens  
d'Automobiles

Rue du Noyer 211  
B-1000 Bruxelles  
Tel (32 2) 732 55 50  
Fax (32 2) 738 73 10  
(32 2) 738 73 11

This information is available on ACEA's website:  
<http://www.acea.be>

**Next Press Release: Friday, 14 April 2006**



ACEA

# Press Release

## PROVISIONAL

### NEW PASSENGER CAR REGISTRATIONS BY MANUFACTURER EUROPEAN UNION (EU15) + EFTA Countries

16/03/06

|                        | February    |             |                  |                  |              | January to February |             |                  |                  |              |
|------------------------|-------------|-------------|------------------|------------------|--------------|---------------------|-------------|------------------|------------------|--------------|
|                        | %Share      |             | Units            | Units            | % Chg        | %Share              |             | Units            | Units            | % Chg        |
|                        | '06         | '05         | '06              | '05              | 06/05        | '06                 | '05         | '06              | '05              | 06/05        |
| <b>ALL BRANDS*</b>     |             |             | <b>1.026.862</b> | <b>1.003.716</b> | <b>+2,3</b>  |                     |             | <b>2.235.659</b> | <b>2.177.036</b> | <b>+2,7</b>  |
| <b>VW Group</b>        | <b>18,7</b> | <b>17,4</b> | <b>192.491</b>   | <b>174.903</b>   | <b>+10,1</b> | <b>19,1</b>         | <b>16,9</b> | <b>426.545</b>   | <b>367.504</b>   | <b>+16,1</b> |
| VOLKSWAGEN             | 10,2        | 9,1         | 104.905          | 91.122           | +15,1        | 10,5                | 8,9         | 233.731          | 193.402          | +20,9        |
| AUDI                   | 3,9         | 4,0         | 40.154           | 40.201           | -0,1         | 4,0                 | 3,9         | 90.247           | 85.241           | +5,9         |
| SEAT                   | 2,6         | 2,6         | 26.566           | 25.940           | +2,4         | 2,6                 | 2,4         | 58.518           | 51.856           | +12,8        |
| SKODA                  | 2,0         | 1,7         | 20.687           | 17.411           | +18,8        | 1,9                 | 1,7         | 43.451           | 36.373           | +19,5        |
| Others(1)              | 0,0         | 0,0         | 179              | 229              | -21,8        | 0,0                 | 0,0         | 598              | 632              | -5,4         |
| <b>PSA Group</b>       | <b>15,3</b> | <b>15,4</b> | <b>157.307</b>   | <b>154.952</b>   | <b>+1,5</b>  | <b>14,6</b>         | <b>15,0</b> | <b>325.366</b>   | <b>326.923</b>   | <b>-0,5</b>  |
| PEUGEOT                | 8,3         | 8,1         | 85.387           | 81.778           | +4,4         | 7,8                 | 8,0         | 174.470          | 173.233          | +0,7         |
| CITROEN                | 7,0         | 7,3         | 71.920           | 73.174           | -1,7         | 6,7                 | 7,1         | 150.896          | 153.690          | -1,8         |
| <b>FORD Group</b>      | <b>9,7</b>  | <b>10,5</b> | <b>100.049</b>   | <b>105.433</b>   | <b>-5,1</b>  | <b>10,5</b>         | <b>11,1</b> | <b>234.433</b>   | <b>241.265</b>   | <b>-2,8</b>  |
| FORD                   | 7,6         | 8,1         | 77.974           | 81.086           | -3,8         | 8,2                 | 8,5         | 182.603          | 184.522          | -1,0         |
| VOLVO                  | 1,6         | 1,9         | 16.296           | 18.655           | -12,6        | 1,6                 | 1,9         | 35.452           | 40.740           | -13,0        |
| LAND ROVER             | 0,4         | 0,4         | 4.061            | 3.540            | +14,7        | 0,5                 | 0,5         | 11.505           | 10.181           | +13,0        |
| JAGUAR                 | 0,2         | 0,2         | 1.718            | 2.152            | -20,2        | 0,2                 | 0,3         | 4.873            | 5.822            | -16,3        |
| <b>GM Group</b>        | <b>10,1</b> | <b>10,3</b> | <b>103.283</b>   | <b>103.324</b>   | <b>-0,0</b>  | <b>9,9</b>          | <b>10,2</b> | <b>220.556</b>   | <b>222.905</b>   | <b>-1,1</b>  |
| OPEL/VAUXHALL          | 8,3         | 8,8         | 85.629           | 88.788           | -3,6         | 8,2                 | 8,8         | 183.811          | 191.511          | -4,0         |
| CHEVROLET              | 1,1         | 1,0         | 11.655           | 10.058           | +15,9        | 1,0                 | 1,0         | 23.390           | 21.019           | +11,3        |
| SAAB                   | 0,5         | 0,4         | 5.644            | 4.131            | +36,6        | 0,6                 | 0,4         | 12.542           | 9.577            | +31,0        |
| GM (US)                | 0,0         | 0,0         | 355              | 347              | +2,3         | 0,0                 | 0,0         | 813              | 798              | +1,9         |
| <b>RENAULT Group</b>   | <b>9,4</b>  | <b>10,2</b> | <b>96.649</b>    | <b>102.425</b>   | <b>-5,6</b>  | <b>9,1</b>          | <b>10,5</b> | <b>202.610</b>   | <b>228.898</b>   | <b>-11,5</b> |
| RENAULT                | 9,2         | 10,2        | 94.309           | 102.388          | -7,9         | 8,8                 | 10,5        | 196.744          | 228.844          | -14,0        |
| DACIA                  | 0,2         | 0,0         | 2.340            | 37               | ++           | 0,3                 | 0,0         | 5.866            | 54               | ++           |
| <b>FIAT Group</b>      | <b>9,0</b>  | <b>8,2</b>  | <b>91.943</b>    | <b>81.995</b>    | <b>+12,1</b> | <b>8,7</b>          | <b>7,7</b>  | <b>194.818</b>   | <b>167.779</b>   | <b>+16,1</b> |
| FIAT                   | 6,7         | 5,8         | 69.237           | 58.198           | +19,0        | 6,6                 | 5,5         | 147.470          | 120.083          | +22,8        |
| LANCIA                 | 1,1         | 1,1         | 10.869           | 11.237           | -3,3         | 1,0                 | 1,1         | 22.405           | 22.859           | -2,0         |
| ALFA ROMEO             | 1,1         | 1,2         | 11.623           | 12.189           | -4,6         | 1,1                 | 1,1         | 24.213           | 23.888           | +1,4         |
| OTHERS                 | 0,0         | 0,0         | 214              | 371              | -42,3        | 0,0                 | 0,0         | 730              | 949              | -23,1        |
| <b>DaimlerChrysler</b> | <b>5,4</b>  | <b>5,4</b>  | <b>55.165</b>    | <b>54.422</b>    | <b>+1,4</b>  | <b>5,7</b>          | <b>5,8</b>  | <b>127.388</b>   | <b>126.844</b>   | <b>+0,4</b>  |
| MERCEDES               | 4,1         | 3,9         | 41.900           | 39.348           | +6,5         | 4,4                 | 4,3         | 97.557           | 94.190           | +3,6         |
| SMART                  | 0,7         | 1,0         | 7.500            | 10.255           | -26,9        | 0,7                 | 1,0         | 16.272           | 21.072           | -22,8        |
| CHRYSLER               | 0,6         | 0,5         | 5.765            | 4.819            | +19,6        | 0,6                 | 0,5         | 13.559           | 11.582           | +17,1        |
| <b>TOYOTA Group</b>    | <b>5,4</b>  | <b>5,2</b>  | <b>55.294</b>    | <b>52.323</b>    | <b>+5,7</b>  | <b>5,3</b>          | <b>5,6</b>  | <b>118.932</b>   | <b>122.112</b>   | <b>-2,6</b>  |
| TOYOTA                 | 5,2         | 5,1         | 53.303           | 51.579           | +3,3         | 5,1                 | 5,5         | 113.917          | 119.990          | -5,1         |
| LEXUS                  | 0,2         | 0,1         | 1.991            | 744              | ++           | 0,2                 | 0,1         | 5.015            | 2.122            | ++           |
| <b>BMW Group</b>       | <b>4,9</b>  | <b>4,9</b>  | <b>49.917</b>    | <b>49.276</b>    | <b>+1,3</b>  | <b>4,8</b>          | <b>4,7</b>  | <b>106.894</b>   | <b>102.727</b>   | <b>+4,1</b>  |
| BMW                    | 4,3         | 4,2         | 43.877           | 42.289           | +3,8         | 4,2                 | 4,0         | 93.383           | 85.996           | +8,6         |
| Mini                   | 0,6         | 0,7         | 6.040            | 6.987            | -13,6        | 0,6                 | 0,8         | 13.511           | 16.731           | -19,2        |
| <b>HYUNDAI</b>         | <b>2,1</b>  | <b>2,2</b>  | <b>21.054</b>    | <b>22.148</b>    | <b>-4,9</b>  | <b>2,0</b>          | <b>2,0</b>  | <b>44.597</b>    | <b>44.322</b>    | <b>+0,6</b>  |
| <b>NISSAN</b>          | <b>1,9</b>  | <b>2,3</b>  | <b>19.384</b>    | <b>23.184</b>    | <b>-16,4</b> | <b>2,0</b>          | <b>2,3</b>  | <b>43.632</b>    | <b>49.695</b>    | <b>-12,2</b> |
| <b>MAZDA</b>           | <b>1,6</b>  | <b>1,6</b>  | <b>16.593</b>    | <b>15.755</b>    | <b>+5,3</b>  | <b>1,8</b>          | <b>1,7</b>  | <b>39.307</b>    | <b>36.269</b>    | <b>+8,4</b>  |
| <b>SUZUKI</b>          | <b>1,6</b>  | <b>1,2</b>  | <b>16.422</b>    | <b>12.029</b>    | <b>+36,5</b> | <b>1,6</b>          | <b>1,1</b>  | <b>35.238</b>    | <b>24.675</b>    | <b>+42,8</b> |
| <b>HONDA</b>           | <b>1,5</b>  | <b>1,4</b>  | <b>15.156</b>    | <b>14.003</b>    | <b>+8,2</b>  | <b>1,6</b>          | <b>1,5</b>  | <b>34.901</b>    | <b>32.607</b>    | <b>+7,0</b>  |
| <b>KIA</b>             | <b>1,2</b>  | <b>1,3</b>  | <b>12.724</b>    | <b>13.114</b>    | <b>-3,0</b>  | <b>1,3</b>          | <b>1,3</b>  | <b>29.769</b>    | <b>27.754</b>    | <b>+7,3</b>  |
| <b>MITSUBISHI</b>      | <b>0,8</b>  | <b>0,9</b>  | <b>8.639</b>     | <b>9.191</b>     | <b>-6,0</b>  | <b>0,9</b>          | <b>0,9</b>  | <b>19.178</b>    | <b>19.190</b>    | <b>-0,1</b>  |
| <b>MG ROVER Group</b>  | <b>0,1</b>  | <b>0,5</b>  | <b>840</b>       | <b>4.726</b>     | <b>-82,2</b> | <b>0,1</b>          | <b>0,6</b>  | <b>2.160</b>     | <b>13.074</b>    | <b>-83,5</b> |
| <b>OTHERS</b>          | <b>1,4</b>  | <b>1,0</b>  | <b>13.951</b>    | <b>10.513</b>    | <b>+32,7</b> | <b>1,3</b>          | <b>1,0</b>  | <b>29.334</b>    | <b>22.493</b>    | <b>+30,4</b> |

VW Group: VW 'others' include Bentley and Lamborghini

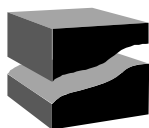
FORD Group: Ford includes Ford(US)

FIAT Group: FIAT 'others' include Ferrari & Maserati

(\*) ACEA estimates

For further information, please call:

Mr. Alfredo Filippone - Director of Communications - Tel. (322) 738.73.45



ACEA

# Press Release

## PROVISIONAL

### NEW PASSENGER CAR REGISTRATIONS BY MANUFACTURER TOTAL EUROPE (EU23 + EFTA Countries)

16/03/06

|                        | February    |             |                  |                  |              | January to February |             |                  |                  |              |
|------------------------|-------------|-------------|------------------|------------------|--------------|---------------------|-------------|------------------|------------------|--------------|
|                        | %Share      |             | Units            | Units            | % Chg        | %Share              |             | Units            | Units            | % Chg        |
|                        | '06         | '05         | '06              | '05              | 06/05        | '06                 | '05         | '06              | '05              | 06/05        |
| <b>All Brands</b>      |             |             | <b>1.079.101</b> | <b>1.056.502</b> | <b>+2,1</b>  |                     |             | <b>2.340.384</b> | <b>2.284.021</b> | <b>+2,5</b>  |
| <b>VW Group</b>        | <b>19,1</b> | <b>17,9</b> | <b>206.380</b>   | <b>189.252</b>   | <b>+9,1</b>  | <b>19,4</b>         | <b>17,4</b> | <b>454.530</b>   | <b>396.562</b>   | <b>+14,6</b> |
| VOLKSWAGEN             | 10,1        | 8,9         | 108.553          | 94.225           | +15,2        | 10,3                | 8,7         | 241.265          | 199.829          | +20,7        |
| AUDI                   | 3,8         | 3,9         | 40.812           | 40.923           | -0,3         | 3,9                 | 3,8         | 91.601           | 86.635           | +5,7         |
| SEAT                   | 2,6         | 2,6         | 27.814           | 27.509           | +1,1         | 2,6                 | 2,4         | 61.010           | 54.566           | +11,8        |
| SKODA                  | 2,7         | 2,5         | 29.017           | 26.366           | +10,1        | 2,6                 | 2,4         | 60.042           | 54.898           | +9,4         |
| Others                 | 0,0         | 0,0         | 184              | 229              | -19,7        | 0,0                 | 0,0         | 612              | 634              | -3,5         |
| <b>PSA Group</b>       | <b>15,1</b> | <b>15,2</b> | <b>163.034</b>   | <b>160.864</b>   | <b>+1,3</b>  | <b>14,4</b>         | <b>14,8</b> | <b>336.380</b>   | <b>338.782</b>   | <b>-0,7</b>  |
| PEUGEOT                | 8,2         | 8,1         | 88.336           | 85.251           | +3,6         | 7,7                 | 7,9         | 180.203          | 180.220          | -0,0         |
| CITROEN                | 6,9         | 7,2         | 74.698           | 75.613           | -1,2         | 6,7                 | 6,9         | 156.177          | 158.562          | -1,5         |
| <b>FORD Group</b>      | <b>9,7</b>  | <b>10,4</b> | <b>105.006</b>   | <b>109.405</b>   | <b>-4,0</b>  | <b>10,4</b>         | <b>10,9</b> | <b>244.247</b>   | <b>249.047</b>   | <b>-1,9</b>  |
| FORD                   | 7,6         | 8,0         | 82.340           | 84.537           | -2,6         | 8,2                 | 8,4         | 191.156          | 191.292          | -0,1         |
| VOLVO                  | 1,6         | 1,8         | 16.783           | 19.064           | -12,0        | 1,6                 | 1,8         | 36.436           | 41.549           | -12,3        |
| LAND ROVER             | 0,4         | 0,3         | 4.138            | 3.630            | +14,0        | 0,5                 | 0,5         | 11.721           | 10.343           | +13,3        |
| JAGUAR                 | 0,2         | 0,2         | 1.745            | 2.174            | -19,7        | 0,2                 | 0,3         | 4.934            | 5.863            | -15,8        |
| <b>GM Group</b>        | <b>10,1</b> | <b>10,4</b> | <b>109.232</b>   | <b>109.896</b>   | <b>-0,6</b>  | <b>9,9</b>          | <b>10,3</b> | <b>232.013</b>   | <b>234.698</b>   | <b>-1,1</b>  |
| OPEL/VAUXHALL          | 8,3         | 8,8         | 89.844           | 93.247           | -3,6         | 8,2                 | 8,7         | 192.270          | 199.373          | -3,6         |
| CHEVROLET              | 1,2         | 1,1         | 13.290           | 12.123           | +9,6         | 1,1                 | 1,1         | 26.202           | 24.863           | +5,4         |
| SAAB                   | 0,5         | 0,4         | 5.743            | 4.177            | +37,5        | 0,5                 | 0,4         | 12.711           | 9.660            | +31,6        |
| GM (US)                | 0,0         | 0,0         | 355              | 349              | +1,7         | 0,0                 | 0,0         | 830              | 802              | +3,5         |
| <b>RENAULT Group</b>   | <b>9,4</b>  | <b>10,2</b> | <b>101.230</b>   | <b>107.337</b>   | <b>-5,7</b>  | <b>9,1</b>          | <b>10,5</b> | <b>211.812</b>   | <b>240.806</b>   | <b>-12,0</b> |
| RENAULT                | 9,1         | 10,1        | 98.440           | 106.609          | -7,7         | 8,8                 | 10,5        | 205.151          | 239.527          | -14,4        |
| DACIA                  | 0,3         | 0,1         | 2.790            | 728              | ++           | 0,3                 | 0,1         | 6.661            | 1.279            | ++           |
| <b>FIAT Group</b>      | <b>8,8</b>  | <b>8,1</b>  | <b>95.013</b>    | <b>85.194</b>    | <b>+11,5</b> | <b>8,6</b>          | <b>7,6</b>  | <b>200.420</b>   | <b>174.520</b>   | <b>+14,8</b> |
| FIAT                   | 6,7         | 5,8         | 72.180           | 61.230           | +17,9        | 6,5                 | 5,5         | 152.837          | 126.542          | +20,8        |
| LANCIA                 | 1,0         | 1,1         | 10.887           | 11.250           | -3,2         | 1,0                 | 1,0         | 22.444           | 22.889           | -1,9         |
| ALFA ROMEO             | 1,1         | 1,2         | 11.732           | 12.343           | -5,0         | 1,0                 | 1,1         | 24.409           | 24.130           | +1,2         |
| OTHERS                 | 0,0         | 0,0         | 214              | 371              | -42,3        | 0,0                 | 0,0         | 730              | 959              | -23,9        |
| <b>DaimlerChrysler</b> | <b>5,2</b>  | <b>5,2</b>  | <b>56.143</b>    | <b>55.084</b>    | <b>+1,9</b>  | <b>5,5</b>          | <b>5,6</b>  | <b>129.067</b>   | <b>128.214</b>   | <b>+0,7</b>  |
| MERCEDES               | 3,9         | 3,8         | 42.590           | 39.805           | +7,0         | 4,2                 | 4,2         | 98.881           | 95.152           | +3,9         |
| SMART                  | 0,7         | 1,0         | 7.530            | 10.301           | -26,9        | 0,7                 | 0,9         | 16.369           | 21.142           | -22,6        |
| CHRYSLER               | 0,6         | 0,5         | 6.023            | 4.978            | +21,0        | 0,6                 | 0,5         | 13.817           | 11.920           | +15,9        |
| <b>TOYOTA Group</b>    | <b>5,5</b>  | <b>5,3</b>  | <b>59.320</b>    | <b>56.218</b>    | <b>+5,5</b>  | <b>5,5</b>          | <b>5,7</b>  | <b>127.635</b>   | <b>130.766</b>   | <b>-2,4</b>  |
| TOYOTA                 | 5,3         | 5,2         | 57.208           | 55.458           | +3,2         | 5,2                 | 5,6         | 122.329          | 128.605          | -4,9         |
| LEXUS                  | 0,2         | 0,1         | 2.112            | 760              | ++           | 0,2                 | 0,1         | 5.306            | 2.161            | ++           |
| <b>BMW Group</b>       | <b>4,7</b>  | <b>4,7</b>  | <b>50.479</b>    | <b>49.752</b>    | <b>+1,5</b>  | <b>4,6</b>          | <b>4,5</b>  | <b>108.098</b>   | <b>103.754</b>   | <b>+4,2</b>  |
| BMW                    | 4,1         | 4,0         | 44.419           | 42.746           | +3,9         | 4,0                 | 3,8         | 94.547           | 86.983           | +8,7         |
| Mini                   | 0,6         | 0,7         | 6.060            | 7.006            | -13,5        | 0,6                 | 0,7         | 13.551           | 16.771           | -19,2        |
| <b>HYUNDAI</b>         | <b>2,1</b>  | <b>2,2</b>  | <b>22.371</b>    | <b>23.393</b>    | <b>-4,4</b>  | <b>2,0</b>          | <b>2,1</b>  | <b>47.378</b>    | <b>47.049</b>    | <b>+0,7</b>  |
| <b>NISSAN</b>          | <b>1,9</b>  | <b>2,3</b>  | <b>20.494</b>    | <b>24.290</b>    | <b>-15,6</b> | <b>1,9</b>          | <b>2,3</b>  | <b>45.467</b>    | <b>51.853</b>    | <b>-12,3</b> |
| <b>SUZUKI</b>          | <b>1,8</b>  | <b>1,5</b>  | <b>19.765</b>    | <b>16.028</b>    | <b>+23,3</b> | <b>1,8</b>          | <b>1,3</b>  | <b>42.065</b>    | <b>30.592</b>    | <b>+37,5</b> |
| <b>MAZDA</b>           | <b>1,6</b>  | <b>1,5</b>  | <b>17.106</b>    | <b>16.272</b>    | <b>+5,1</b>  | <b>1,7</b>          | <b>1,6</b>  | <b>40.501</b>    | <b>37.408</b>    | <b>+8,3</b>  |
| <b>HONDA</b>           | <b>1,5</b>  | <b>1,5</b>  | <b>16.635</b>    | <b>15.485</b>    | <b>+7,4</b>  | <b>1,6</b>          | <b>1,5</b>  | <b>37.748</b>    | <b>35.362</b>    | <b>+6,7</b>  |
| <b>KIA</b>             | <b>1,3</b>  | <b>1,3</b>  | <b>13.586</b>    | <b>13.882</b>    | <b>-2,1</b>  | <b>1,3</b>          | <b>1,3</b>  | <b>30.631</b>    | <b>29.425</b>    | <b>+4,1</b>  |
| <b>MITSUBISHI</b>      | <b>0,8</b>  | <b>0,9</b>  | <b>9.062</b>     | <b>9.622</b>     | <b>-5,8</b>  | <b>0,9</b>          | <b>0,9</b>  | <b>20.066</b>    | <b>20.072</b>    | <b>-0,0</b>  |
| <b>MG ROVER Group</b>  | <b>0,1</b>  | <b>0,4</b>  | <b>840</b>       | <b>4.736</b>     | <b>-82,3</b> | <b>0,1</b>          | <b>0,6</b>  | <b>2.161</b>     | <b>13.091</b>    | <b>-83,5</b> |
| <b>OTHERS</b>          | <b>1,2</b>  | <b>0,9</b>  | <b>13.404</b>    | <b>9.792</b>     | <b>+36,9</b> | <b>1,3</b>          | <b>1,0</b>  | <b>30.164</b>    | <b>22.020</b>    | <b>+37,0</b> |

VW Group: VW 'others' include Bentley and Lamborghini

FORD Group: Ford includes Ford(US)

FIAT Group: FIAT 'others' include Ferrari & Maserati

(\*) ACEA estimates

For further information, please call:

Mr. Alfredo Filippone - Director of Communications - Tel. (322) 738.73.45