



ACEA

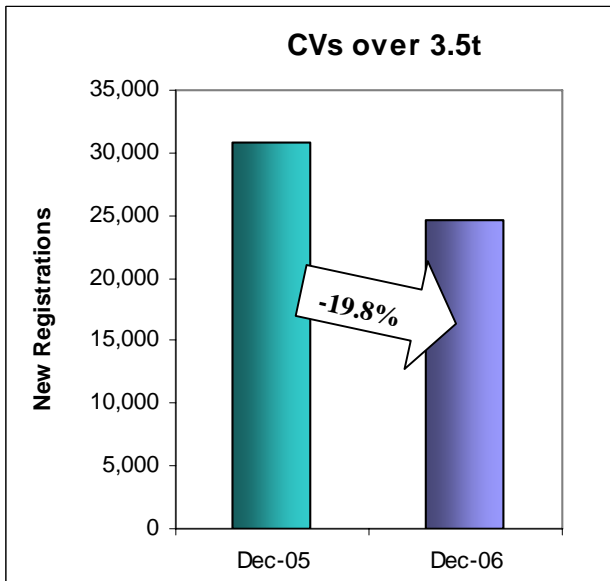
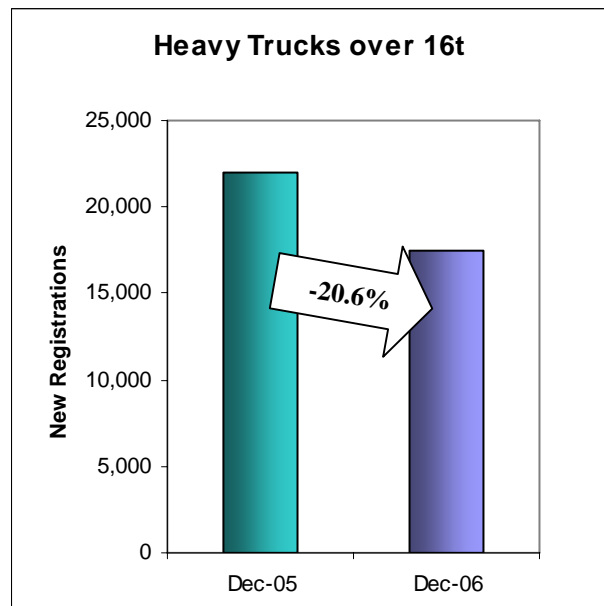
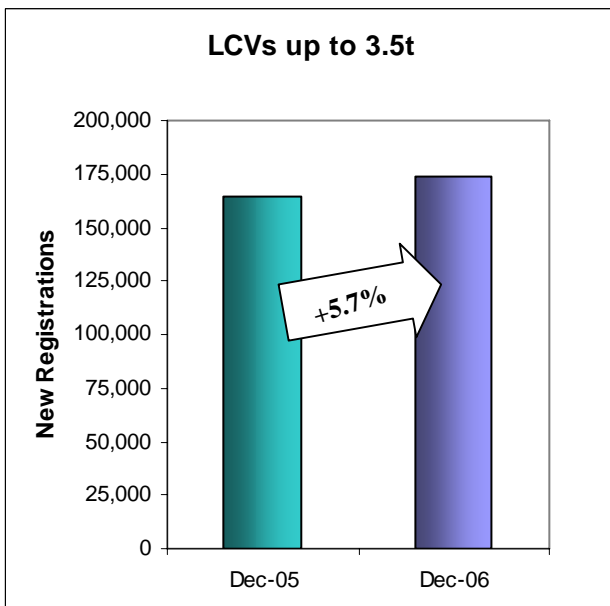
**PRESS EMBARGO FOR ALL DATA:
26 January 2007, 8.00 A.M. (6.00 A.M. GMT)**

Press Release

NEW COMMERCIAL VEHICLE REGISTRATIONS

December 2006

European Union + EFTA Countries



Next Press Release: Tuesday, 27 February 2007

**New Light Commercial Vehicles up to 3.5t**

Over 2 million new Light Commercial Vehicles (LCV) were registered in 2006 in Western Europe, rising +5.6% above last year's result. Fourth quarter acceleration in registrations (+10%) was linked to the 1.1.2007 deadline for new vans to comply with Euro IV emission standards.

In spite of fewer working days across the whole region with respect to December 2005, new van registrations went up by +5.7% and reached 173,645 units in December 2005.

Almost all EU main markets contributed positively to this result. Germany (+25.5%), France (+2.6%), Spain (+2%) and Italy (+1.7%) posted growths while the UK declined (-3.7%). With the exception of Belgium (-1.7%) and Portugal (-1.5%), the remaining countries showed increases ranging from +3.4% in Denmark to +24.1% in the Netherlands. EFTA markets soared by +56.3%.

On the whole, 2006 was better than last year in terms of van registrations for all European countries except for the Netherlands (-2.2%), Belgium (-2.8%) and Portugal (-3.2%). Amongst the main markets, Germany was the strongest performer (+12.5%), followed by Italy (+8.3%), Spain (+5.9%), France (+4.8%) and the UK (+1.3%). EFTA countries went up by +15.5%.

New Heavy Commercial Vehicles –HCV (over 16t – excluding Buses & Coaches)

Although new heavy truck registrations plummeted by -20.6% in Western Europe in December 2006 (17,460 units), the market remained on a positive trend as regards yearly result (+3.9%). Monthly registration figures were distorted throughout the year by deadline effects of new legislation coming into force (digital tachograph in May, Euro IV standards in October).

All the main markets contributed negatively to this result: France (-54.3%), Spain (-45.2%), the UK (-31.3%), Italy (-13.3%) and Germany (-8.4%). Only four of the remaining countries saw their truck registrations increase, with the Netherlands surging more than six-fold. The latter result was affected by the 1.1.2007 change in the subsidy regime for EuroIV and V vehicles (MIA regulation). EFTA countries recorded a +37.9% rise.

Cumulative figures showed a downturn on the French and British markets (-4.4% and -2.9%, respectively) while Germany (+11.7%), Spain (+2.2%) and Italy (+1.2%) saw their results improved. Except for Finland (-5.6%), Austria (-9.9%) and Belgium (-14%), the remaining markets increased. EFTA countries further improved their yearly result (+7%).

New Commercial Vehicles over 3.5t (excluding Buses & Coaches)

Reflecting market developments in the heavy truck sector, the market for new commercial vehicles (CV) above 3.5t dropped by -19.8% in December 2006. In total, 24,674 new CVs were registered in Western Europe. EFTA countries also reported a decrease (-10.2%).

All five main markets saw their registrations decline: Germany (-2.9%), Italy (-15%), the UK (-28.7%), Spain (-40.7%) and France (-53.9%). The results of ten remaining EU15 member states were mixed: four of them went up (Sweden, Greece, Ireland and the Netherlands) while the rest slowed down.

Poor December performance affected Western Europe positive cumulative result (+2.9%). Situation on the national markets was mixed: Italian registrations remained flat, France (-4.2%) and the UK (-5.6%) declined while Germany (+10.2%) and Spain (2.3%) improved their results. EFTA markets downsized by -3.7%.

New Buses & Coaches over 3.5t

The market for new Buses and Coaches (B&C) in W.Europe eased in December 2006 (-24%), reaching 2,258 new B&C in total. EFTA countries dropped by -44.6%. Except for Belgium (flat), Finland (+38.5%) and Sweden (two-fold increase), all the European markets declined.

New bus and coach registrations remained flat in 2006 in Western Europe and only slightly increased in the EU15 (+0.9%). As regards the main markets, France (+7.5%), Germany (+5.2%) and the UK (+0.8%) remained on a positive trend, while Italy (-4.1%) and Spain (-5.7%) slowed down.



Press Release

**PRESS EMBARGO FOR ALL DATA :
8.00 A.M.(6.00 A.M. GMT), 26 January 2007**

PROVISIONAL

EU + EFTA COUNTRIES REGISTRATION FIGURES BY MARKET NEW LIGHT COMMERCIAL VEHICLES up to 3.5t*

26/01/07

	Dec '06	Dec '05	% Change	Jan-Dec '06	Jan-Dec '05	% Change
AUSTRIA	2,134	2,034	4.9%	30,351	28,720	5.7%
BELGIUM	3,262	3,318	-1.7%	57,917	59,593	-2.8%
DENMARK	6,079	5,877	3.4%	62,786	55,914	12.3%
FINLAND	980	932	5.2%	15,268	14,090	8.4%
FRANCE	37,219	36,260	2.6%	439,273	419,043	4.8%
GERMANY	20,842	16,604	25.5%	197,164	175,201	12.5%
GREECE	1,766	1,581	11.7%	23,735	23,045	3.0%
IRELAND	392	325	20.6%	40,591	36,844	10.2%
ITALY*	22,811	22,421	1.7%	234,104	216,220	8.3%
LUXEMBOURG	198	179	10.6%	3,083	3,025	1.9%
NETHERLANDS	1,713	1,380	24.1%	64,474	65,906	-2.2%
PORTUGAL	6,221	6,316	-1.5%	64,487	66,638	-3.2%
SPAIN	35,647	34,939	2.0%	408,763	386,080	5.9%
SWEDEN	4,317	4,301	0.4%	39,402	34,702	13.5%
UNITED KINGDOM	21,557	22,375	-3.7%	327,162	322,930	1.3%
EUROPEAN UNION	165,138	158,842	4.0%	2,008,560	1,907,951	5.3%
ICELAND	203	199	2.0%	2,554	2,172	17.6%
NORWAY	6,104	3,493	74.7%	42,630	35,185	21.2%
SWITZERLAND	2,200	1,752	25.6%	23,662	22,254	6.3%
EFTA	8,507	5,444	56.3%	68,846	59,611	15.5%
WEST. EUROPE	173,645	164,286	5.7%	2,077,406	1,967,562	5.6%

(*) : For Italy, delivery figures

For further information, please call:

Ms. Joanna Smolinska - Manager Economics & Statistics - Tel. + 32 2 738 73 55

ACEA

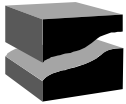
Association des
Constructeurs
Européens
d'Automobiles

Av. des Nerviens 85
B-1040 Bruxelles
Tel (32 2) 732 55 50
Fax (32 2) 738 73 10
(32 2) 738 73 11

This information is available on ACEA's website:

<http://www.acea.be>

Next Press Release on Commercial Vehicles to be issued on 27 February 2007



ACEA

Press Release

**PRESS EMBARGO FOR ALL DATA :
8.00 A.M.(6.00 A.M. GMT), 26 January 2007**

PROVISIONAL

EU + EFTA COUNTRIES REGISTRATION FIGURES BY MARKET NEW HEAVY COMMERCIAL VEHICLES of 16t and over*

26/01/07

	Dec '06	Dec '05	% Change	Jan-Dec '06	Jan-Dec '05	% Change
AUSTRIA	310	369	-16.0%	6,879	7,636	-9.9%
BELGIUM	263	670	-60.7%	7,800	9,066	-14.0%
DENMARK	303	739	-59.0%	5,215	5,179	0.7%
FINLAND	169	274	-38.3%	2,743	2,905	-5.6%
FRANCE	2,525	5,521	-54.3%	43,611	45,612	-4.4%
GERMANY	3,904	4,264	-8.4%	62,682	56,101	11.7%
GREECE	53	38	39.5%	1,247	1,021	22.1%
IRELAND	35	29	20.7%	3,740	3,200	16.9%
ITALY	1,482	1,709	-13.3%	25,931	25,634	1.2%
LUXEMBOURG	69	207	-66.7%	1,265	1,225	3.3%
NETHERLANDS	2,893	390	++	17,133	11,963	43.2%
PORTUGAL	209	288	-27.4%	4,092	3,392	20.6%
SPAIN	2,137	3,898	-45.2%	32,675	31,970	2.2%
SWEDEN	672	594	13.1%	5,297	4,923	7.6%
UNITED KINGDOM	1,683	2,451	-31.3%	34,532	35,575	-2.9%
EUROPEAN UNION	16,707	21,441	-22.1%	254,842	245,402	3.8%
ICELAND	25	22	13.6%	322	279	15.4%
NORWAY	477	379	25.9%	4,102	3,859	6.3%
SWITZERLAND	251	145	73.1%	3,202	2,988	7.2%
EFTA	753	546	37.9%	7,626	7,126	7.0%
WEST. EUROPE	17,460	21,987	-20.6%	262,468	252,528	3.9%

(*) : Excluding Buses and Coaches

For further information, please call:

Ms. Joanna Smolinska - Manager Economics & Statistics - Tel. + 32 2 738 73 55

ACEA

Association des
Constructeurs
Européens
d'Automobiles

Av. des Nerviens 85
B-1040 Bruxelles
Tel (32 2) 732 55 50
Fax (32 2) 738 73 10
(32 2) 738 73 11

This information is available on ACEA's website:

<http://www.acea.be>



ACEA

Press Release

**PRESS EMBARGO FOR ALL DATA :
8.00 A.M.(6.00 A.M. GMT), 26 January 2007**

PROVISIONAL

EU + EFTA COUNTRIES REGISTRATION FIGURES BY MARKET NEW MEDIUM & HEAVY COMMERCIAL VEHICLES over 3.5t*

26/01/07

	Dec '06	Dec '05	% Change	Jan-Dec '06	Jan-Dec '05	% Change
AUSTRIA	383	459	-16.6%	7,615	8,300	-8.3%
BELGIUM	373	880	-57.6%	10,396	11,820	-12.0%
DENMARK	374	841	-55.5%	5,987	5,990	-0.1%
FINLAND	312	542	-42.4%	5,257	5,459	-3.7%
FRANCE	3,146	6,831	-53.9%	53,351	55,712	-4.2%
GERMANY	6,876	7,083	-2.9%	101,559	92,149	10.2%
GREECE	144	102	41.2%	2,167	1,835	18.1%
IRELAND	97	59	64.4%	5,901	4,868	21.2%
ITALY	2,014	2,369	-15.0%	35,751	35,766	0.0%
LUXEMBOURG	76	220	-65.5%	1,424	1,422	0.1%
NETHERLANDS	3,191	476	++	19,496	13,726	42.0%
PORTUGAL	298	387	-23.0%	5,406	4,616	17.1%
SPAIN	2,787	4,700	-40.7%	41,620	40,681	2.3%
SWEDEN	769	709	8.5%	6,448	5,949	8.4%
UNITED KINGDOM	2,881	4,041	-28.7%	55,574	58,841	-5.6%
EUROPEAN UNION	23,721	29,699	-20.1%	357,952	347,134	3.1%
ICELAND	38	44	-13.6%	500	586	-14.7%
NORWAY	611	796	-23.2%	5,886	6,466	-9.0%
SWITZERLAND	304	221	37.6%	4,210	3,947	6.7%
EFTA	953	1,061	-10.2%	10,596	10,999	-3.7%
WEST. EUROPE	24,674	30,760	-19.8%	368,548	358,133	2.9%

(*) : Excluding Buses and Coaches

For further information, please call:

Ms. Joanna Smolinska - Manager Economics & Statistics - Tel. + 32 2 738 73 55

ACEA

Association des
Constructeurs
Européens
d'Automobiles

Av. des Nerviens 85
B-1040 Bruxelles
Tel (32 2) 732 55 50
Fax (32 2) 738 73 10
(32 2) 738 73 11

This information is available on ACEA's website:

<http://www.acea.be>



ACEA

Press Release

**PRESS EMBARGO FOR ALL DATA :
8.00 A.M.(6.00 A.M. GMT), 26 January 2007**

PROVISIONAL

EU + EFTA COUNTRIES REGISTRATION FIGURES BY MARKET NEW MEDIUM & HEAVY BUSES & COACHES over 3.5t

26/01/07

	Dec '06	Dec '05	% Change	Jan-Dec '06	Jan-Dec '05	% Change
AUSTRIA	49	132	-62.9%	827	658	25.7%
BELGIUM	43	43	0.0%	913	855	6.8%
DENMARK	27	34	-20.6%	495	436	13.5%
FINLAND	36	26	38.5%	448	411	9.0%
FRANCE	413	533	-22.5%	5,771	5,367	7.5%
GERMANY	654	697	-6.2%	5,710	5,426	5.2%
GREECE	17	45	-62.2%	474	660	-28.2%
IRELAND	1	21	++	403	272	48.2%
ITALY	194	224	-13.4%	4,835	5,040	-4.1%
LUXEMBOURG	0	7	-100.0%	168	158	6.3%
NETHERLANDS	41	183	-77.6%	792	1,137	-30.3%
PORTUGAL	34	51	-33.3%	579	728	-20.5%
SPAIN	277	406	-31.8%	3,632	3,850	-5.7%
SWEDEN	141	43	227.9%	1,344	1,156	16.3%
UNITED KINGDOM	234	352	-33.5%	4,232	4,198	0.8%
EUROPEAN UNION	2,161	2,797	-22.7%	30,623	30,352	0.9%
ICELAND	0	8	-100.0%	53	90	-41.1%
NORWAY	67	126	-46.8%	752	1,030	-27.0%
SWITZERLAND	30	41	-26.8%	559	501	11.6%
EFTA	97	175	-44.6%	1,364	1,621	-15.9%
WEST. EUROPE	2,258	2,972	-24.0%	31,987	31,973	0.0%

For further information, please call:

Ms. Joanna Smolinska - Manager Economics & Statistics - Tel. + 32 2 738 73 55

ACEA

This information is available on ACEA's website:

<http://www.acea.be>

Association des

Constructeurs

Européens

d'Automobiles

Av. des Nerviens 85

B-1040 Bruxelles

Tel (32 2) 732 55 50

Fax (32 2) 738 73 10

(32 2) 738 73 11