



ACEA

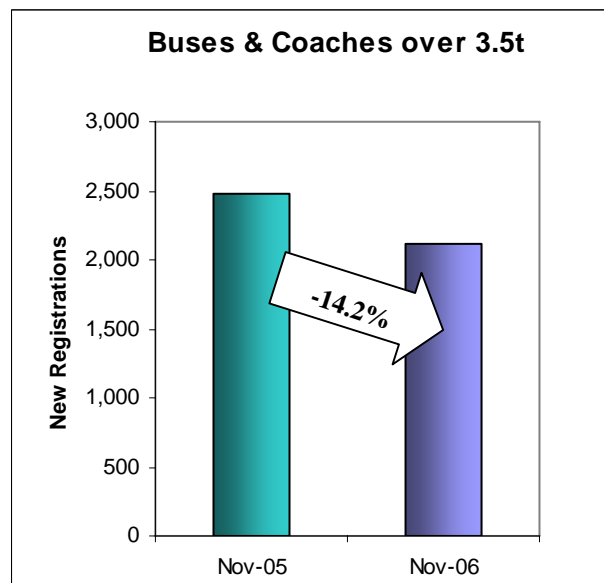
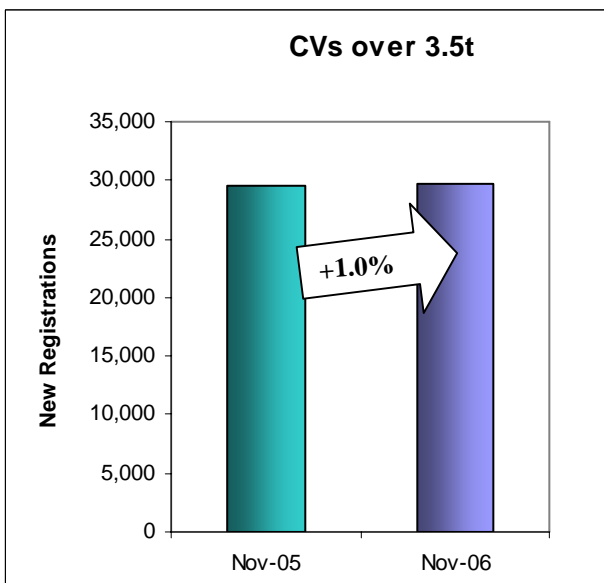
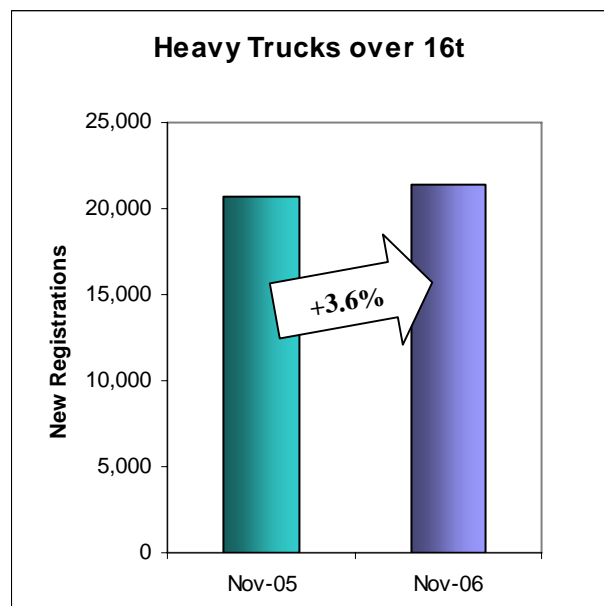
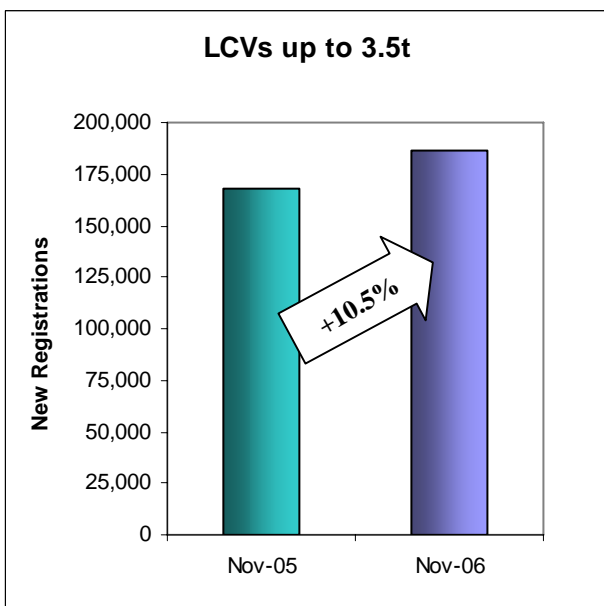
**PRESS EMBARGO FOR ALL DATA:
22 December 2006, 8.00 A.M. (6.00 A.M. GMT)**

Press Release

NEW COMMERCIAL VEHICLE REGISTRATIONS

November 2006

European Union + EFTA Countries



Next Press Release: Friday, 26 January 2007

**New Light Commercial Vehicles up to 3.5t**

In total, 185,951 new Light Commercial Vehicles (LCV) were registered in November 2006 in Western Europe, a result corresponding to a +10.5% increase with regard to November last year. The European LCV market stayed on an upturn track (+5.5% from January to November) as the approaching 1.1.2007 deadline for new vans to meet Euro4 emission standards brought new models to the market. Calendar effects were limited seeing that the number of working days was comparable with respect to November 2005 across the whole region (only Belgium, France and Latvia had one day more while Czech Republic had one day less).

All EU countries positively contributed to this result. Amongst the main markets, Germany recorded the highest growth (+17.7%), followed by France and Italy (both +10.1%), the UK (+8.5) and Spain (+8.3%). The remaining countries posted growths ranging from +1.1% in Finland to +32.1% in the Netherlands. Also EFTA countries showed an increase (+17.6%).

Overall the first eleven months of 2006 were better than last year in terms of van registrations (+5.5%). Apart from Belgium (-2.9%), the Netherlands (-2.9%) and Portugal (-4.3%), all the other markets remained on the positive trend, with two-digit growth in Germany (+11.2%), Denmark (+13.3%) and Sweden (+15.4%). EFTA countries went up by +11%.

New Heavy Commercial Vehicles –HCV (over 16t – excluding Buses & Coaches)

New Heavy Commercial Vehicle market in Western Europe increased in November (+3.6%), attaining 21,482 units. This number was brought about by mixed results on national truck markets, some of which remained distorted by the Euro4 deadline effects.

As regards the main markets, Germany (+13%), Italy (+7.4%) and Spain (+6.5%) posted growths while France (-1.7%) and especially UK (-23.8%) declined. Apart from Greece (+77.8%), Belgium (+40.1%) and Ireland (+7.5%), all the remaining EU countries saw their truck registrations decrease. EFTA countries recorded a +19.4% rise.

Cumulative figures show that the Western European remains on a positive trend (+6.3%) as compared with the same period last year. Four EU countries suffered losses while the remaining market increases ranged from +2.2% in Italy to +25.1% in Portugal. EFTA countries further improved their year-to-date result (+3.3%).

New Commercial Vehicles over 3.5t (excluding Buses & Coaches)

The market for new commercial vehicles (CV) above 3.5t slightly increased (+1%) in November, to a limited extent reflecting market developments in the heavy truck sector. In total, 29,778 new CVs were registered in Western Europe. On the contrary, EFTA countries reported a -7.3% downturn.

Again, two out of five main markets suffered losses: the UK (-23%) and France (-3.7%) while the other three: Italy (+8.5%), Germany (+8.8%) and Spain (+9.9%) performed better than in November 2007. The results of ten remaining EU15 member states was mixed: four of them saw their registrations increase (Belgium, Ireland, Greece and the Netherlands) while the rest slowed down.

Western Europe cumulative result for the whole January-November period was higher than last year (+5%). Only the UK (-3.8%), Austria (-7.9%), Belgium (-8.4%) and the EFTA countries (-4.1%) were on a downward slope.

New Buses & Coaches over 3.5t

The market for new Buses and Coaches (B&C) in W.Europe again eased in November 2006 (-14.2%), reaching 2,121 new B&C in total. EFTA countries dropped by -54.4%. Apart from France (+12.1%), all other five main markets downsized: Italy by -16.2%, Germany by -19.1%, Spain by -22.3% and the UK by -35.4%. Amongst the remaining markets, Belgium (+124%), Luxembourg (+71.4%) and the Netherlands (+52.1%) posted the highest growths relative to November 2005.

However, the cumulative figures for Western Europe (+2.4%) confirm the positive trend of new medium and heavy bus and coach registrations in the EU15 (+3.3%), though not in EFTA (-13.8%). As regards the main markets, France (+10.8%), Germany (+6.9%) and the UK (+4%) remained on a positive trend, while Italy (-3.6%) and Spain (-2.6%) slowed down.



Press Release

**PRESS EMBARGO FOR ALL DATA :
8.00 A.M.(6.00 A.M. GMT), 22 December 2006**

PROVISIONAL

EU + EFTA COUNTRIES REGISTRATION FIGURES BY MARKET NEW LIGHT COMMERCIAL VEHICLES up to 3.5t*

22/12/06

	Nov '06	Nov '05	% Change	Jan-Nov '06	Jan-Nov '05	% Change
AUSTRIA	2,744	2,258	21.5%	28,227	26,686	5.8%
BELGIUM	4,544	4,480	1.4%	54,655	56,275	-2.9%
DENMARK	5,840	5,451	7.1%	56,548	49,906	13.3%
FINLAND	1,239	1,225	1.1%	14,288	13,158	8.6%
FRANCE	39,389	35,771	10.1%	402,054	382,783	5.0%
GERMANY	19,723	16,763	17.7%	176,322	158,597	11.2%
GREECE	2,102	2,039	3.1%	21,971	21,464	2.4%
IRELAND	1,317	1,046	25.9%	39,892	36,322	9.8%
ITALY*	21,863	19,853	10.1%	211,293	193,799	9.0%
LUXEMBOURG	257	224	14.7%	2,885	2,846	1.4%
NETHERLANDS	5,666	4,288	32.1%	62,647	64,526	-2.9%
PORTUGAL	6,034	5,727	5.4%	58,264	60,322	-3.4%
SPAIN	38,197	35,259	8.3%	373,115	351,141	6.3%
SWEDEN	3,220	3,180	1.3%	35,085	30,401	15.4%
UNITED KINGDOM	27,507	25,341	8.5%	305,605	300,555	1.7%
EUROPEAN UNION	179,642	162,905	10.3%	1,842,851	1,748,781	5.4%
ICELAND	206	184	12.0%	2,351	1,973	19.2%
NORWAY	4,307	3,221	33.7%	36,526	31,692	15.3%
SWITZERLAND	1,796	1,960	-8.4%	21,249	20,502	3.6%
EFTA	6,309	5,365	17.6%	60,126	54,167	11.0%
WEST. EUROPE	185,951	168,270	10.5%	1,902,977	1,802,948	5.5%

(*) : For Italy, delivery figures

For further information, please call:

Ms. Joanna Smolinska - Manager Economics & Statistics - Tel. + 32 2 738 73 55

ACEA

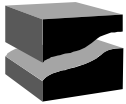
Association des
Constructeurs
Européens
d'Automobiles

Av. des Nerviens 85
B-1040 Bruxelles
Tel (32 2) 732 55 50
Fax (32 2) 738 73 10
(32 2) 738 73 11

This information is available on ACEA's website:

<http://www.acea.be>

Next Press Release on Commercial Vehicles to be issued on 26 January 2007



ACEA

Press Release

**PRESS EMBARGO FOR ALL DATA :
8.00 A.M.(6.00 A.M. GMT), 22 December 2006**

PROVISIONAL

EU + EFTA COUNTRIES REGISTRATION FIGURES BY MARKET NEW HEAVY COMMERCIAL VEHICLES of 16t and over*

22/12/06

	Nov '06	Nov '05	% Change	Jan-Nov '06	Jan-Nov '05	% Change
AUSTRIA	462	505	-8.5%	6,569	7,267	-9.6%
BELGIUM	664	474	40.1%	7,537	8,396	-10.2%
DENMARK	381	394	-3.3%	4,909	4,440	10.6%
FINLAND	197	221	-10.9%	2,574	2,631	-2.2%
FRANCE	3,368	3,425	-1.7%	41,085	40,091	2.5%
GERMANY	5,528	4,892	13.0%	58,778	51,837	13.4%
GREECE	96	54	77.8%	1,192	983	21.3%
IRELAND	71	66	7.6%	3,706	3,171	16.9%
ITALY	2,132	1,985	7.4%	24,449	23,925	2.2%
LUXEMBOURG	98	152	-35.5%	1,196	1,018	17.5%
NETHERLANDS	1,434	910	57.6%	14,365	11,557	24.3%
PORTUGAL	267	305	-12.5%	3,883	3,104	25.1%
SPAIN	3,108	2,918	6.5%	30,516	28,072	8.7%
SWEDEN	433	512	-15.4%	4,625	4,329	6.8%
UNITED KINGDOM	2,561	3,361	-23.8%	32,849	33,124	-0.8%
EUROPEAN UNION	20,800	20,174	3.1%	238,233	223,945	6.4%
ICELAND	28	23	21.7%	297	257	15.6%
NORWAY	393	342	14.9%	3,625	3,480	4.2%
SWITZERLAND	261	206	26.7%	2,873	2,843	1.1%
EFTA	682	571	19.4%	6,795	6,580	3.3%
WEST. EUROPE	21,482	20,745	3.6%	245,028	230,525	6.3%

(*) : Excluding Buses and Coaches

For further information, please call:

Ms. Joanna Smolinska - Manager Economics & Statistics - Tel. + 32 2 738 73 55

ACEA

Association des
Constructeurs
Européens
d'Automobiles

Av. des Nerviens 85
B-1040 Bruxelles
Tel (32 2) 732 55 50
Fax (32 2) 738 73 10
(32 2) 738 73 11

This information is available on ACEA's website:

<http://www.acea.be>



ACEA

Press Release

**PRESS EMBARGO FOR ALL DATA :
8.00 A.M.(6.00 A.M. GMT), 22 December 2006**

PROVISIONAL

EU + EFTA COUNTRIES REGISTRATION FIGURES BY MARKET NEW MEDIUM & HEAVY COMMERCIAL VEHICLES over 3.5t*

22/12/06

	Nov '06	Nov '05	% Change	Jan-Nov '06	Jan-Nov '05	% Change
AUSTRIA	511	545	-6.2%	7,222	7,841	-7.9%
BELGIUM	856	697	22.8%	10,023	10,940	-8.4%
DENMARK	436	458	-4.8%	5,608	5,149	8.9%
FINLAND	419	446	-6.1%	4,945	4,917	0.6%
FRANCE	4,142	4,300	-3.7%	50,204	48,881	2.7%
GERMANY	8,794	8,081	8.8%	94,683	85,066	11.3%
GREECE	187	133	40.6%	2,021	1,733	16.6%
IRELAND	191	144	32.6%	5,804	4,809	20.7%
ITALY	2,918	2,689	8.5%	33,737	33,397	1.0%
LUXEMBOURG	118	173	-31.8%	1,348	1,202	12.1%
NETHERLANDS	1,582	1,044	51.5%	16,397	13,250	23.8%
PORTUGAL	351	461	-23.9%	5,108	4,229	20.8%
SPAIN	3,934	3,579	9.9%	38,811	35,981	7.9%
SWEDEN	493	633	-22.1%	5,679	5,240	8.4%
UNITED KINGDOM	3,999	5,193	-23.0%	52,693	54,800	-3.8%
EUROPEAN UNION	28,931	28,576	1.2%	334,283	317,435	5.3%
ICELAND	38	44	-13.6%	462	542	-14.8%
NORWAY	501	596	-15.9%	5,275	5,670	-7.0%
SWITZERLAND	308	274	12.4%	3,793	3,726	1.8%
EFTA	847	914	-7.3%	9,530	9,938	-4.1%
WEST. EUROPE	29,778	29,490	1.0%	343,813	327,373	5.0%

(*) : Excluding Buses and Coaches

For further information, please call:

Ms. Joanna Smolinska - Manager Economics & Statistics - Tel. + 32 2 738 73 55

ACEA

Association des
Constructeurs
Européens
d'Automobiles

Av. des Nerviens 85
B-1040 Bruxelles
Tel (32 2) 732 55 50
Fax (32 2) 738 73 10
(32 2) 738 73 11

This information is available on ACEA's website:

<http://www.acea.be>



ACEA

Press Release

**PRESS EMBARGO FOR ALL DATA :
8.00 A.M.(6.00 A.M. GMT), 22 December 2006**

PROVISIONAL

EU + EFTA COUNTRIES REGISTRATION FIGURES BY MARKET NEW MEDIUM & HEAVY BUSES & COACHES over 3.5t

22/12/06

	Nov '06	Nov '05	% Change	Jan-Nov '06	Jan-Nov '05	% Change
AUSTRIA	20	43	-53.5%	778	526	47.9%
BELGIUM	56	25	124.0%	870	812	7.1%
DENMARK	28	46	-39.1%	468	402	16.4%
FINLAND	20	19	5.3%	412	385	7.0%
FRANCE	472	421	12.1%	5,358	4,834	10.8%
GERMANY	449	555	-19.1%	5,056	4,729	6.9%
GREECE	22	27	-18.5%	457	615	-25.7%
IRELAND	0	0	0.0%	402	251	60.2%
ITALY	248	296	-16.2%	4,641	4,816	-3.6%
LUXEMBOURG	12	7	71.4%	168	151	11.3%
NETHERLANDS	219	144	52.1%	751	954	-21.3%
PORTUGAL	21	62	-66.1%	545	677	-19.5%
SPAIN	219	282	-22.3%	3,355	3,444	-2.6%
SWEDEN	38	38	0.0%	1,203	1,113	8.1%
UNITED KINGDOM	224	347	-35.4%	3,998	3,846	4.0%
EUROPEAN UNION	2,048	2,312	-11.4%	28,462	27,555	3.3%
ICELAND	0	8	-100.0%	53	90	-41.1%
NORWAY	45	103	-56.3%	685	904	-24.2%
SWITZERLAND	28	49	-42.9%	516	460	12.2%
EFTA	73	160	-54.4%	1,254	1,454	-13.8%
WEST. EUROPE	2,121	2,472	-14.2%	29,716	29,009	2.4%

For further information, please call:

Ms. Joanna Smolinska - Manager Economics & Statistics - Tel. + 32 2 738 73 55

ACEA

This information is available on ACEA's website:

<http://www.acea.be>

Association des

Constructeurs

Européens

d'Automobiles

Av. des Nerviens 85

B-1040 Bruxelles

Tel (32 2) 732 55 50

Fax (32 2) 738 73 10

(32 2) 738 73 11