



ACEA

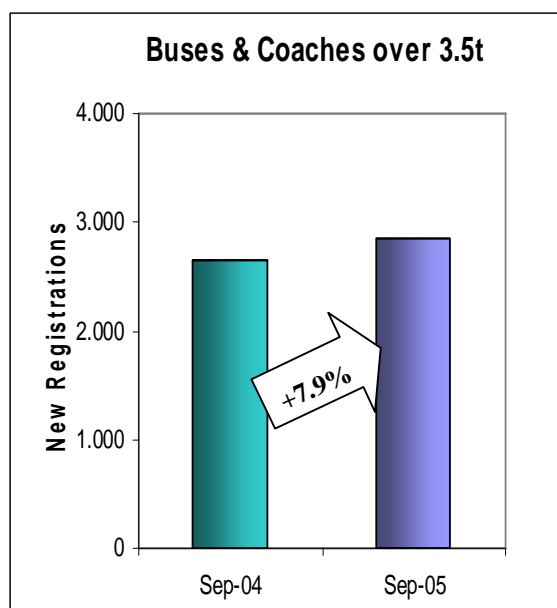
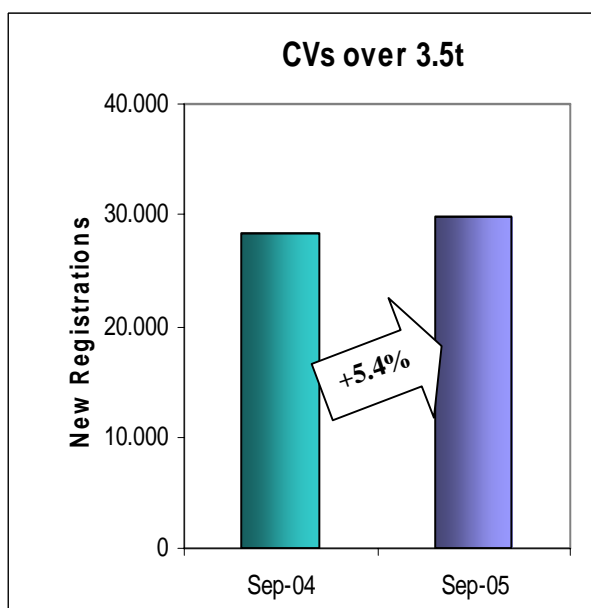
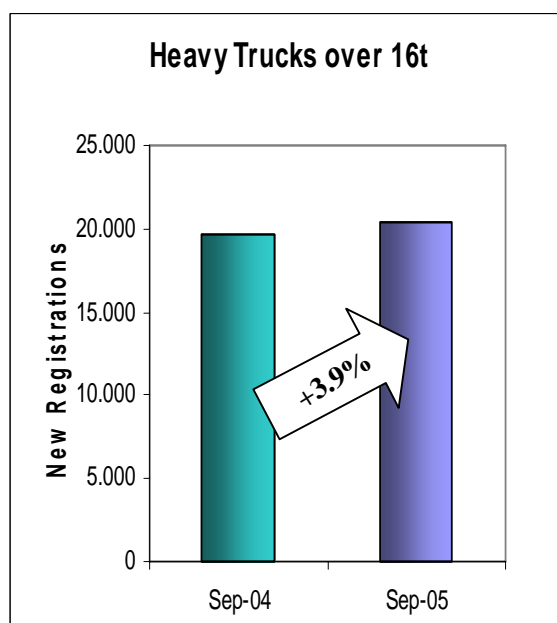
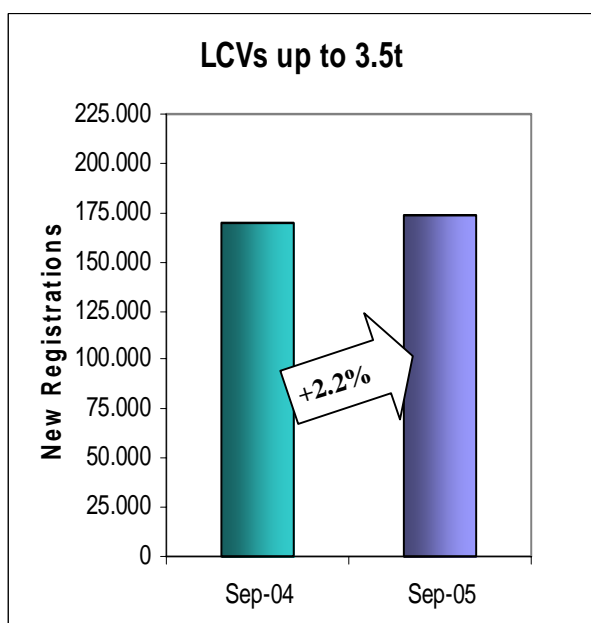
**PRESS EMBARGO FOR ALL DATA:  
26 October 2005, 8.00 A.M. (7.00 A.M. GMT)**

## Press Release

### NEW COMMERCIAL VEHICLE REGISTRATIONS

September 2005

*European Union + EFTA Countries*



**Next Press Release: Thursday, 24 November 2005**



ACEA

### **New Light Commercial Vehicles (LCVs) up to 3.5t**

In total, 173,993 new LCVs were registered in W.Europe in September 2005, representing a +2.2% increase relative to the same month last year (+2.0% for the EU-15). Calendar effects were limited as the number of working days was similar to September 2004 in all countries.

The performance of the main markets was mixed. While Spain (+14.0%), France (+7.9%) and Germany (+3.7%) contributed positively to the September results, in Italy (-0.9%) and the UK (-2.6%) the market showed a slight deterioration. Looking at the other countries, market activity was particularly strong in Sweden (+26.3%), Denmark (+23.8%), Austria (+11.1%) and Norway (+10.9%). The situation was less favourable in the Netherlands (-49.8%), Finland (-21.3%), Belgium (-4.9%), Greece (-0.4%) and Portugal (-0.2%).

Cumulative figures for the January-September 2005 period showed an increase in new LCV registrations of +4.9% relative to the same period last year (+4.8% for the EU-15). With the exception of Italy (-2.3%), all the main markets contributed positively to this result: Spain (+17.9%), France (+4.1%), Germany (+3.6%) and the UK (+0.6%). Increases in year-to-date registrations were also reported in a majority of the smaller markets ranging from +27.1% in Denmark to +8.2% in Belgium. In contrast, the Netherlands (-18.8%), Finland (-11.2%), Greece (-4.4%), Portugal (-1.4%) and Switzerland (-3.8%) reported year-to-date drops.

### **New Heavy Commercial Vehicles (HCVs) over 16t (excluding Buses & Coaches)**

New heavy truck registrations in W. Europe reached 20,487 units in September, an increase of +3.9% compared to the same month last year (+3.3% for the EU-15). In comparison to the previous months, this reflects a deceleration in new HCV registrations, a situation expected considering the significant growth observed in the preceding months and the recent introduction of digital tachographs in some of the EU markets. Four out of the five main markets reported increases in new HCV registrations compared to last year: France (+12.3%), Germany (+9.6%), the UK (+3.3%) and Spain (0.4%). In contrast, Italy reported a drop in new registrations of -2.6%. The situation in the smaller markets was mixed. The five best performing markets were Greece (+51.7%), Norway (+43.9%), Denmark (+29.7%), Switzerland (+10.7%) and Austria (+5.4%). In contrast, drops in registrations were reported in Belgium (-33.4%), Sweden (-11.2%), Portugal (-9.3%), Finland (-8.3%) and the Netherlands (-4.5%).

Looking at the cumulative results for the first nine months of the year, the market for new heavy trucks saw an increase of +7.4% relative to the same period last year (+7.0% for the EU-15). All the main markets contributed positively to this situation: France (+13.9%), UK (+7.2%), Spain (+3.1%), Germany (+3.3%) and Italy (+2.3%).

### **New Commercial Vehicles over 3.5t (excluding Buses & Coaches)**

Reflecting the market developments in the heavy truck sector, the market for new commercial vehicles above 3.5t also showed a slight deceleration in new registrations in September. In total, 29,920 new vehicles were registered, an increase of +5.4% relative to the same month last year (5.3% for the EU-15). With the exception of Italy (-1.9%), all the main markets contributed positively to this result: UK (+14.0%), France (+13.4%), Germany (+6.9%) and Spain (1.4%). The situation in the other markets was mixed. Increases in new registrations relative to the same month last year ranged from +0.5% in Portugal to +27.2% in Denmark. Belgium (-28.2%), the Netherlands (-5.7%), Greece (-8.0%), Finland (-9.4%), Sweden (-11.2%) all recorded drops in new registrations.

Cumulative results for the January-September period showed an increase in new commercial vehicle registrations above 3.5t of +6.1% (similar increase for the EU-15). All the main markets contributed positively to this result: France (+11.9%), the UK (+8.0%), Germany (+4.8) Spain (+2.9%) and Italy (+0.3%).

### **New Buses & Coaches over 3.5t**

Registrations of medium and heavy buses and coaches in W. Europe reached 2,857 units in September 2005, representing a rise of 7.9% relative to the same month last year (+8.3% for the EU-15). With the exception of Spain (-3.3%), all the main markets contributed positively to this result: UK (+22.9%), France (+18.4%), Germany (+7.6%) and Italy (+1.2%). Cumulative results for the nine months of the year showed a rise in new buses and coaches registrations of 1.3% relative to the same period last year (+0.8% for the EU-15).



ACEA

# Press Release

**PRESS EMBARGO FOR ALL DATA :  
8.00 A.M.(7.00 A.M. GMT), 26 October 2005**

## PROVISIONAL

### EU + EFTA COUNTRIES REGISTRATION FIGURES BY MARKET NEW LIGHT COMMERCIAL VEHICLES up to 3.5t\*

26/10/05

	September '05	September '04	% Change	Jan-Sep '05	Jan-Sep '04	% Change
AUSTRIA	2.450	2.206	11,1%	22.061	19.749	11,7%
BELGIUM	3.872	4.073	-4,9%	47.509	43.905	8,2%
DENMARK	4.997	4.036	23,8%	40.143	31.574	27,1%
FINLAND	1.156	1.468	-21,3%	11.733	13.214	-11,2%
FRANCE	33.665	31.201	7,9%	313.819	301.384	4,1%
GERMANY	15.750	15.185	3,7%	141.606	136.746	3,6%
GREECE	1.783	1.790	-0,4%	16.832	17.609	-4,4%
IRELAND	2.318	2.142	8,2%	33.849	27.194	24,5%
ITALY**	17.843	18.012	-0,9%	155.124	158.733	-2,3%
LUXEMBOURG	253	195	29,7%	2.360	2.076	13,7%
NETHERLANDS	3.413	6.804	-49,8%	56.660	69.747	-18,8%
PORTUGAL	5.514	5.524	-0,2%	51.664	52.416	-1,4%
SPAIN	27.689	24.282	14,0%	287.285	243.667	17,9%
SWEDEN	3.157	2.499	26,3%	24.445	21.543	13,5%
UNITED KINGDOM	45.151	46.340	-2,6%	251.068	249.573	0,6%
<b>EUROPEAN UNION</b>	<b>169.011</b>	<b>165.757</b>	<b>2,0%</b>	<b>1.456.158</b>	<b>1.389.130</b>	<b>4,8%</b>
ICELAND	233	157	48,4%	1.542	1.167	32,1%
NORWAY	3.034	2.735	10,9%	25.581	22.777	12,3%
SWITZERLAND	1.715	1.627	5,4%	15.754	16.377	-3,8%
<b>EFTA</b>	<b>4.982</b>	<b>4.519</b>	<b>10,2%</b>	<b>42.877</b>	<b>40.321</b>	<b>6,3%</b>
<b>WEST. EUROPE</b>	<b>173.993</b>	<b>170.276</b>	<b>2,2%</b>	<b>1.499.035</b>	<b>1.429.451</b>	<b>4,9%</b>

(\*) : Including Light Buses and Coaches

(\*\*) : For Italy, delivery figures

For further information, please call:

Mr. Alfredo Filippone - Director of Communications - Tel. (322) 738.73.45

Mrs. Anne Pouchous - Director Statistics & Economics - Tel. (322) 738.73.55

ACEA

Association des  
Constructeurs  
Européens  
d'Automobiles

Rue du Noyer 211  
B-1000 Bruxelles  
Tel (32 2) 732 55 50  
Fax (32 2) 738 73 10  
(32 2) 738 73 11

This information is available on ACEA's website:

<http://www.acea.be>

**Next Press Release on Commercial Vehicles to be issued on 24 November 2005**



ACEA

# Press Release

**PRESS EMBARGO FOR ALL DATA :  
8.00 A.M.(7.00 A.M. GMT), 26 October 2005**

## PROVISIONAL

### EU + EFTA COUNTRIES REGISTRATION FIGURES BY MARKET NEW HEAVY COMMERCIAL VEHICLES of 16t and over\*

26/10/05

	September '05	September '04	% Change	Jan-Sep '05	Jan-Sep '04	% Change
AUSTRIA	719	682	5,4%	6.259	5.902	6,0%
BELGIUM	487	731	-33,4%	7.429	6.301	17,9%
DENMARK	441	340	29,7%	3.688	3.032	21,6%
FINLAND	189	206	-8,3%	2.231	2.170	2,8%
FRANCE	3.139	2.795	12,3%	33.792	29.671	13,9%
GERMANY	4.982	4.544	9,6%	42.361	41.011	3,3%
GREECE	88	58	51,7%	851	745	14,2%
IRELAND	206	200	3,0%	2.868	2.068	38,7%
ITALY	2.297	2.358	-2,6%	19.534	19.090	2,3%
LUXEMBOURG	75	75	0,0%	775	642	20,7%
NETHERLANDS	1.095	1.146	-4,5%	9.736	9.896	-1,6%
PORTUGAL	273	301	-9,3%	2.511	2.424	3,6%
SPAIN	2.011	2.002	0,4%	22.356	21.683	3,1%
SWEDEN	332	374	-11,2%	3.483	3.015	15,5%
UNITED KINGDOM	3.515	3.402	3,3%	26.392	24.615	7,2%
<b>EUROPEAN UNION</b>	<b>19.849</b>	<b>19.214</b>	<b>3,3%</b>	<b>184.266</b>	<b>172.265</b>	<b>7,0%</b>
ICELAND	14	16	-12,5%	204	119	71,4%
NORWAY	344	239	43,9%	2.898	2.296	26,2%
SWITZERLAND	280	253	10,7%	2.472	2.106	17,4%
<b>EFTA</b>	<b>638</b>	<b>508</b>	<b>25,6%</b>	<b>5.574</b>	<b>4.521</b>	<b>23,3%</b>
<b>WEST. EUROPE</b>	<b>20.487</b>	<b>19.722</b>	<b>3,9%</b>	<b>189.840</b>	<b>176.786</b>	<b>7,4%</b>

(\*) : Excluding Buses and Coaches

For further information, please call:

Mr. Alfredo Filippone - Director of Communications - Tel. (322) 738.73.45

Mrs. Anne Pouchous - Director Statistics & Economics - Tel. (322) 738.73.55

ACEA

Association des

Constructeurs

Européens

d'Automobiles

Rue du Noyer 211

B-1000 Bruxelles

Tel (32 2) 732 55 50

Fax (32 2) 738 73 10

(32 2) 738 73 11

This information is available on ACEA's website:

<http://www.acea.be>



ACEA

# Press Release

**PRESS EMBARGO FOR ALL DATA :  
8.00 A.M.(7.00 A.M. GMT), 26 October 2005**

## PROVISIONAL

### EU + EFTA COUNTRIES REGISTRATION FIGURES BY MARKET NEW MEDIUM & HEAVY COMMERCIAL VEHICLES over 3.5t\*

26/10/05

	September '05	September '04	% Change	Jan-Sep '05	Jan-Sep '04	% Change
AUSTRIA	782	753	3,9%	6.742	6.457	4,4%
BELGIUM	656	914	-28,2%	9.593	8.110	18,3%
DENMARK	495	389	27,2%	4.265	3.496	22,0%
FINLAND	299	330	-9,4%	3.246	3.355	-3,2%
FRANCE	3.757	3.313	13,4%	40.394	36.104	11,9%
GERMANY	8.377	7.835	6,9%	73.329	69.968	4,8%
GREECE	127	138	-8,0%	1.459	1.808	-19,3%
IRELAND	327	318	2,8%	4.394	3.560	23,4%
ITALY	3.232	3.293	-1,9%	27.355	27.269	0,3%
LUXEMBOURG	87	84	3,6%	922	760	21,3%
NETHERLANDS	1.198	1.270	-5,7%	11.128	11.371	-2,1%
PORTUGAL	379	377	0,5%	3.369	3.412	-1,3%
SPAIN	2.527	2.491	1,4%	28.907	28.089	2,9%
SWEDEN	412	464	-11,2%	4.207	3.780	11,3%
UNITED KINGDOM	6.321	5.545	14,0%	44.553	41.243	8,0%
<b>EUROPEAN UNION</b>	<b>28.976</b>	<b>27.514</b>	<b>5,3%</b>	<b>263.863</b>	<b>248.782</b>	<b>6,1%</b>
ICELAND	45	28	60,7%	491	192	++
NORWAY	553	515	7,4%	4.591	4.502	2,0%
SWITZERLAND	346	327	5,8%	3.079	2.823	9,1%
<b>EFTA</b>	<b>944</b>	<b>870</b>	<b>8,5%</b>	<b>8.161</b>	<b>7.517</b>	<b>8,6%</b>
<b>WEST. EUROPE</b>	<b>29.920</b>	<b>28.384</b>	<b>5,4%</b>	<b>272.024</b>	<b>256.299</b>	<b>6,1%</b>

(\*) : Excluding Buses and Coaches

For further information, please call:

Mr. Alfredo Filippone - Director of Communications - Tel. (322) 738.73.45

Mrs. Anne Pouchous - Director Statistics & Economics - Tel. (322) 738.73.55

ACEA

Association des  
Constructeurs  
Européens  
d'Automobiles

Rue du Noyer 211  
B-1000 Bruxelles  
Tel (32 2) 732 55 50  
Fax (32 2) 738 73 10  
(32 2) 738 73 11

This information is available on ACEA's website:

<http://www.acea.be>



ACEA

# Press Release

**PRESS EMBARGO FOR ALL DATA :  
8.00 A.M.(7.00 A.M. GMT), 26 October 2005**

## PROVISIONAL

### EU + EFTA COUNTRIES REGISTRATION FIGURES BY MARKET NEW MEDIUM & HEAVY BUSES & COACHES over 3.5t

26/10/05

	September '05	September '04	% Change	Jan-Sep '05	Jan-Sep '04	% Change
AUSTRIA	99	100	-1,0%	454	599	-24,2%
BELGIUM	46	71	-35,2%	770	811	-5,1%
DENMARK	23	29	-20,7%	321	343	-6,4%
FINLAND	17	21	-19,0%	277	308	-10,1%
FRANCE	451	381	18,4%	4.014	3.816	5,2%
GERMANY	470	437	7,6%	3.775	3.672	2,8%
GREECE	56	81	-30,9%	570	1.325	-57,0%
IRELAND	2	4	-50,0%	236	336	-29,8%
ITALY	407	402	1,2%	4.011	3.506	14,4%
LUXEMBOURG	5	5	0,0%	139	125	11,2%
NETHERLANDS	40	40	0,0%	779	659	18,2%
PORTUGAL	53	34	55,9%	440	476	-7,6%
SPAIN	470	486	-3,3%	2.802	2.567	9,2%
SWEDEN	157	76	106,6%	1.024	898	14,0%
UNITED KINGDOM	424	345	22,9%	3.079	3.069	0,3%
<b>EUROPEAN UNION</b>	<b>2.720</b>	<b>2.512</b>	<b>8,3%</b>	<b>22.691</b>	<b>22.510</b>	<b>0,8%</b>
ICELAND	7	0	--	82	17	++
NORWAY	94	96	-2,1%	730	574	27,2%
SWITZERLAND	36	40	-10,0%	344	431	-20,2%
<b>EFTA</b>	<b>137</b>	<b>136</b>	<b>0,7%</b>	<b>1.156</b>	<b>1.022</b>	<b>13,1%</b>
<b>WEST. EUROPE</b>	<b>2.857</b>	<b>2.648</b>	<b>7,9%</b>	<b>23.847</b>	<b>23.532</b>	<b>1,3%</b>

For further information, please call:

Mr. Alfredo Filippone - Director of Communications - Tel. (322) 738.73.45

Mrs. Anne Pouchous - Director Statistics & Economics - Tel. (322) 738.73.55

ACEA

This information is available on ACEA's website:  
<http://www.acea.be>

Association des

Constructeurs

Européens

d'Automobiles

Rue du Noyer 211

B-1000 Bruxelles

Tel (32 2) 732 55 50

Fax (32 2) 738 73 10

(32 2) 738 73 11