



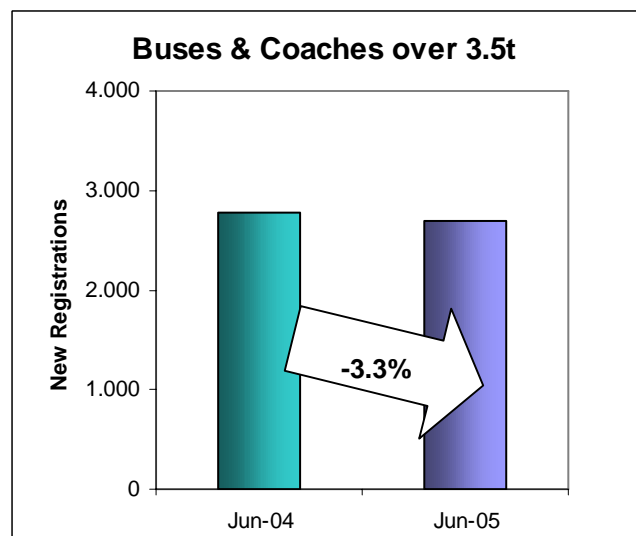
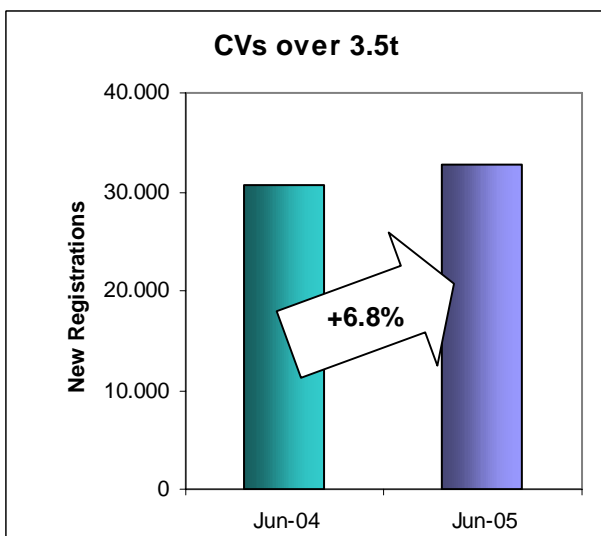
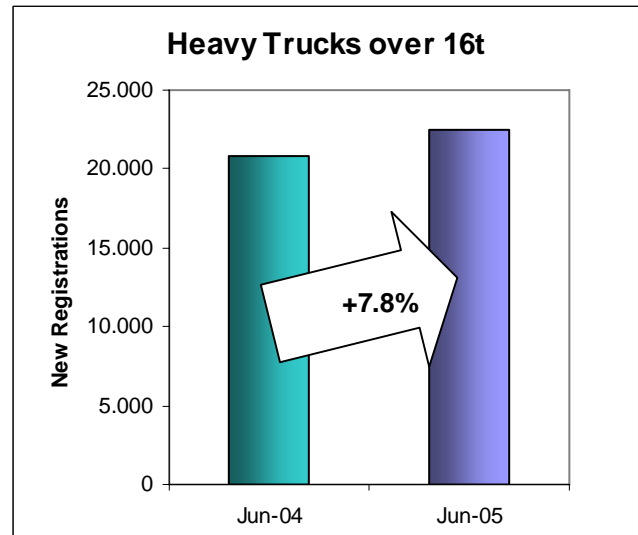
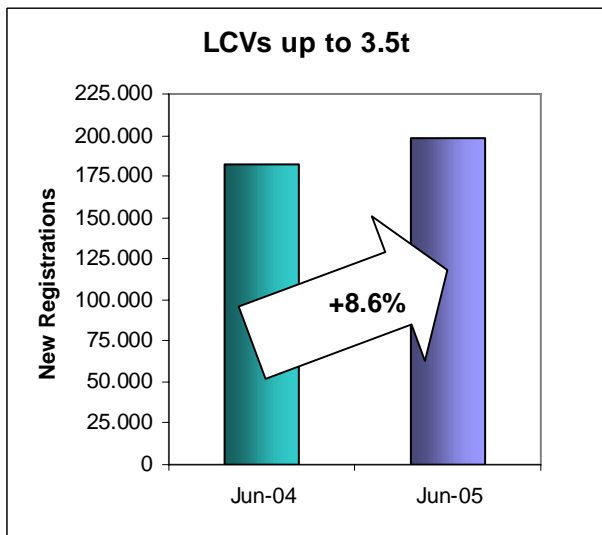
**PRESS EMBARGO FOR ALL DATA:
8.00 A.M (7.00 A.M. GMT), 27 July 2005**

Press Release


NEW COMMERCIAL VEHICLE REGISTRATIONS

June 2005

European Union + EFTA Countries



Next Press Release : Tuesday, 27 September 2005



ACEA

New Light Commercial Vehicles up to 3.5t

New Light commercial vehicle (LCV) registrations in Western Europe continued to rise in June 2005. In total, 198.384 new LCVs were registered, representing a +8.6% increase relative to the same month last year (+8.8% for the EU-15). Calendar effects were limited as the number of working days was similar to June 2004 in most countries. The only exceptions were Poland (+ 2 days), Slovenia and Austria (+1 day).

The performance of the main markets was mixed. While Spain (+18.9%) and Germany (+6.0%) contributed positively to the June results, in Italy (-3.1%), the UK (-2.4%) and France (-0.4%) the market experienced a drop in registrations. Looking at the other countries, the situation was generally positive. Market activity was particularly strong in the Netherlands (+76.5%), Ireland (+24.3%), Denmark (+23.3%), Austria (+22.2%) and Portugal (+21.0%). The situation was less favourable in Finland (-10.1%), Greece (-7.9%), Luxembourg (-1.5%) and Norway (-1.2%).

Cumulative figures for the first half of the year showed an increase in new LCV registrations of +6.9% relative to the same period last year (+7.0% for the EU-15). With the exception of Italy (-3.9%), all the main markets contributed positively to this result: Spain (+18.9%), France (+5.1%), Germany (+4.5%) and the UK (+2.3%). Increases in year-to-date registrations were also reported in a majority of the smaller markets ranging from +0.4% in the Netherlands to +31.4% in Denmark. In contrast, Finland (-7.6%) and Switzerland (-6.7%) reported drops in new LCV registrations.

New Heavy Commercial Vehicles –HCV (over 16t - excluding Buses & Coaches)

New heavy truck registrations in Western Europe reached 22.452 units in June, an increase of +7.8% compared to the same month last year (+7.6% for the EU-15). This situation results essentially from the performance of the main markets which, with the exception of Spain (-2.8%), all recorded increases in registrations: France (+14.3%), the UK (+10.8%), Italy (+1.8%) and Germany (+1.4%). All the other markets reported increases in registrations, except Portugal (-18.8%) and Greece (-6.4%).

Looking at the cumulative results for the first six months of the year, the market for new heavy trucks saw an increase of +6.5% relative to the same period last year (+6.2% for the EU-15). All the main markets contributed positively to this situation: France (+11.5%), UK (+6.4%), Italy (+4.6%), Germany (+3.4%) and Spain (+1.5%). With the exception of Finland (-3.2%), the Netherlands (-1.3%) and Portugal (-0.4%), all other markets recorded increases in new truck registrations.

New Commercial Vehicles over 3.5t (excluding Buses & Coaches)

Reflecting the market developments in the heavy truck sector, the market for new commercial vehicles above 3.5t showed an increase in new registrations in June. In total, 32.735 new vehicles were registered, an increase of +6.8% relative to the same month last year (similar increase for the EU-15). With the exception of Spain (-1.9%) and Italy (-0.8%), all the main markets contributed positively to this result: UK (+16.7%), France (+10.5%), Germany (+4.1%).

The situation in the other markets was generally positive. A majority of countries posted increases in new registrations ranging from +0.7% in the Netherlands to +40.6% in Denmark. In contrast, Greece (-34.9%) and Portugal (-22.1%) experienced a slowdown in market activity.

Cumulative results for the January-June period showed an increase in new commercial vehicle registrations above 3.5t of 5.7% (+5.6% for the EU-15). All the main markets contributed positively to this result: France (+10.2%), the UK (+6.9%), Germany (+5.6%) Italy (+1.8%) and Spain (+1.2%).

New Buses & Coaches over 3.5t

Registrations of medium and heavy buses and coaches in Western Europe reached 2.690 units in June 2005, representing a -3.3% drop relative to the same month last year (-2.0% for the EU-15). While Spain (+33.2%), UK (+3.6%) and Italy (+0.8%) contributed positively to this result, France (-20.8%) and Germany (-2.6%) pulled the market downwards. Cumulative results for the first six months of the year show an increase in new buses and coaches registrations of 2.4% (+1.8% for the EU-15).



ACEA

Press Release

**PRESS EMBARGO FOR ALL DATA :
8.00 A.M.(7.00 A.M. GMT), 27 July 2005**

PROVISIONAL

EU + EFTA COUNTRIES REGISTRATION FIGURES BY MARKET NEW LIGHT COMMERCIAL VEHICLES up to 3.5t*

27/07/05

	June '05	June '04	% Change	Jan-Jun '05	Jan-Jun '04	% Change
AUSTRIA	3.024	2.475	22,2%	14.753	12.875	14,6%
BELGIUM	5.521	5.240	5,4%	35.927	31.968	12,4%
DENMARK	5.079	4.120	23,3%	26.961	20.513	31,4%
FINLAND	1.528	1.700	-10,1%	8.399	9.092	-7,6%
FRANCE	41.413	41.581	-0,4%	225.637	214.602	5,1%
GERMANY	18.217	17.189	6,0%	97.130	92.979	4,5%
GREECE	1.906	2.069	-7,9%	11.895	11.452	3,9%
IRELAND	3.478	2.798	24,3%	26.674	20.738	28,6%
ITALY**	19.390	20.009	-3,1%	109.361	113.784	-3,9%
LUXEMBOURG	261	265	-1,5%	1.634	1.475	10,8%
NETHERLANDS	15.801	8.953	76,5%	49.383	49.204	0,4%
PORTUGAL	7.639	6.315	21,0%	37.147	36.803	0,9%
SPAIN	36.657	30.841	18,9%	198.782	167.129	18,9%
SWEDEN	3.253	3.207	1,4%	16.871	14.358	17,5%
UNITED KINGDOM	30.009	30.753	-2,4%	168.305	164.501	2,3%
EUROPEAN UNION	193.176	177.515	8,8%	1.028.859	961.473	7,0%
ICELAND	208	147	41,5%	963	741	30,0%
NORWAY	3.007	3.045	-1,2%	16.828	15.202	10,7%
SWITZERLAND	1.993	1.973	1,0%	10.498	11.247	-6,7%
EFTA	5.208	5.165	0,8%	28.289	27.190	4,0%
WEST. EUROPE	198.384	182.680	8,6%	1.057.148	988.663	6,9%

(*) : Including Light Buses and Coaches

(**) : For Italy, delivery figures

For further information, please call:

Mr. Alfredo Filippone - Director of Communications - Tel. (322) 738.73.45

Mrs. Anne Pouchous - Director Statistics & Economics - Tel. (322) 738.73.55

ACEA

Association des
Constructeurs
Européens
d'Automobiles

Rue du Noyer 211
B-1000 Bruxelles
Tel (32 2) 732 55 50
Fax (32 2) 738 73 10
(32 2) 738 73 11

This information is available on ACEA's website:

<http://www.acea.be>

Next Press Release on Commercial Vehicles to be issued on 27 September 2005



ACEA

Press Release

**PRESS EMBARGO FOR ALL DATA :
8.00 A.M.(7.00 A.M. GMT), 27 July 2005**

PROVISIONAL

EU + EFTA COUNTRIES REGISTRATION FIGURES BY MARKET NEW HEAVY COMMERCIAL VEHICLES of 16t and over*

27/07/05

	June '05	June '04	% Change	Jan-Jun '05	Jan-Jun '04	% Change
AUSTRIA	672	632	6,3%	4.315	4.090	5,5%
BELGIUM	852	637	33,8%	5.148	4.581	12,4%
DENMARK	488	333	46,5%	2.523	2.192	15,1%
FINLAND	308	241	27,8%	1.548	1.599	-3,2%
FRANCE	4.240	3.709	14,3%	24.172	21.682	11,5%
GERMANY	5.073	5.004	1,4%	29.032	28.082	3,4%
GREECE	103	110	-6,4%	574	473	21,4%
IRELAND	280	224	25,0%	2.146	1.540	39,4%
ITALY	1.967	1.933	1,8%	12.995	12.429	4,6%
LUXEMBOURG	112	92	21,7%	529	459	15,3%
NETHERLANDS	1.146	1.031	11,2%	7.580	7.676	-1,3%
PORTUGAL	246	303	-18,8%	1.700	1.707	-0,4%
SPAIN	2.633	2.709	-2,8%	15.541	15.307	1,5%
SWEDEN	475	403	17,9%	2.439	2.072	17,7%
UNITED KINGDOM	3.167	2.858	10,8%	17.528	16.467	6,4%
EUROPEAN UNION	21.762	20.219	7,6%	127.770	120.356	6,2%
ICELAND	32	25	28,0%	145	80	81,3%
NORWAY	366	310	18,1%	1.923	1.545	24,5%
SWITZERLAND	292	280	4,3%	1.550	1.407	10,2%
EFTA	690	615	12,2%	3.618	3.032	19,3%
WEST. EUROPE	22.452	20.834	7,8%	131.388	123.388	6,5%

(*) : Excluding Buses and Coaches

For further information, please call:

Mr. Alfredo Filippone - Director of Communications - Tel. (322) 738.73.45

Mrs. Anne Pouchous - Director Statistics & Economics - Tel. (322) 738.73.55

ACEA

This information is available on ACEA's website:
<http://www.acea.be>

Association des
Constructeurs
Européens
d'Automobiles

Rue du Noyer 211
B-1000 Bruxelles
Tel (32 2) 732 55 50
Fax (32 2) 738 73 10
(32 2) 738 73 11



ACEA

Press Release

**PRESS EMBARGO FOR ALL DATA :
8.00 A.M.(7.00 A.M. GMT), 27 July 2005**

PROVISIONAL

EU + EFTA COUNTRIES REGISTRATION FIGURES BY MARKET NEW MEDIUM & HEAVY COMMERCIAL VEHICLES over 3.5t*

27/07/05

	June '05	June '04	% Change	Jan-Jun '05	Jan-Jun '04	% Change
AUSTRIA	758	718	5,6%	4.659	4.449	4,7%
BELGIUM	1.156	900	28,4%	6.661	5.893	13,0%
DENMARK	544	387	40,6%	2.928	2.427	20,6%
FINLAND	447	379	17,9%	2.250	2.412	-6,7%
FRANCE	5.095	4.611	10,5%	28.884	26.213	10,2%
GERMANY	8.943	8.594	4,1%	50.118	47.463	5,6%
GREECE	164	252	-34,9%	1.042	1.212	-14,0%
IRELAND	441	384	14,8%	3.294	2.646	24,5%
ITALY	2.712	2.733	-0,8%	18.109	17.792	1,8%
LUXEMBOURG	123	112	9,8%	634	548	15,7%
NETHERLANDS	1.226	1.218	0,7%	8.099	8.255	-1,9%
PORTUGAL	328	421	-22,1%	2.261	2.467	-8,4%
SPAIN	3.548	3.615	-1,9%	20.073	19.844	1,2%
SWEDEN	566	509	11,2%	2.943	2.625	12,1%
UNITED KINGDOM	5.620	4.814	16,7%	29.464	27.556	6,9%
EUROPEAN UNION	31.671	29.647	6,8%	181.419	171.802	5,6%
ICELAND	76	37	105,4%	359	126	184,9%
NORWAY	635	619	2,6%	3.060	2.986	2,5%
SWITZERLAND	353	345	2,3%	1.949	1.880	3,7%
EFTA	1.064	1.001	6,3%	5.368	4.992	7,5%
WEST. EUROPE	32.735	30.648	6,8%	186.787	176.794	5,7%

(*) : Excluding Buses and Coaches

For further information, please call:

Mr. Alfredo Filippone - Director of Communications - Tel. (322) 738.73.45

Mrs. Anne Pouchous - Director Statistics & Economics - Tel. (322) 738.73.55

ACEA

This information is available on ACEA's website:
<http://www.acea.be>

Association des
Constructeurs
Européens
d'Automobiles
Rue du Noyer 211
B-1000 Bruxelles
Tel (32 2) 732 55 50
Fax (32 2) 738 73 10
(32 2) 738 73 11



ACEA

Press Release

**PRESS EMBARGO FOR ALL DATA :
8.00 A.M.(7.00 A.M. GMT), 27 July 2005**

PROVISIONAL

EU + EFTA COUNTRIES REGISTRATION FIGURES BY MARKET NEW MEDIUM & HEAVY BUSES & COACHES over 3.5t

27/07/05

	June '05	June '04	% Change	Jan-Jun '05	Jan-Jun '04	% Change
AUSTRIA	23	31	-25,8%	243	352	-31,0%
BELGIUM	103	120	-14,2%	566	604	-6,3%
DENMARK	32	55	-41,8%	139	183	-24,0%
FINLAND	19	18	5,6%	205	197	4,1%
FRANCE	304	384	-20,8%	2.531	2.429	4,2%
GERMANY	336	345	-2,6%	2.607	2.579	1,1%
GREECE	68	151	-55,0%	328	754	-56,5%
IRELAND	42	19	121,1%	195	283	-31,1%
ITALY	388	385	0,8%	2.714	2.337	16,1%
LUXEMBOURG	18	16	12,5%	122	96	27,1%
NETHERLANDS	141	89	58,4%	545	436	25,0%
PORTUGAL	43	42	2,4%	312	323	-3,4%
SPAIN	389	292	33,2%	1.967	1.730	13,7%
SWEDEN	228	253	-9,9%	550	563	-2,3%
UNITED KINGDOM	399	385	3,6%	2.248	2.142	4,9%
EUROPEAN UNION	2.533	2.585	-2,0%	15.272	15.008	1,8%
ICELAND	11	2	450,0%	46	11	318,2%
NORWAY	117	127	-7,9%	493	363	35,8%
SWITZERLAND	29	68	-57,4%	207	265	-21,9%
EFTA	157	197	-20,3%	746	639	16,7%
WEST. EUROPE	2.690	2.782	-3,3%	16.018	15.647	2,4%

For further information, please call:

Mr. Alfredo Filippone - Director of Communications - Tel. (322) 738.73.45

Mrs. Anne Pouchous - Director Statistics & Economics - Tel. (322) 738.73.55

ACEA

This information is available on ACEA's website:
<http://www.acea.be>

Association des

Constructeurs

Européens

d'Automobiles

Rue du Noyer 211

B-1000 Bruxelles

Tel (32 2) 732 55 50

Fax (32 2) 738 73 10

(32 2) 738 73 11