



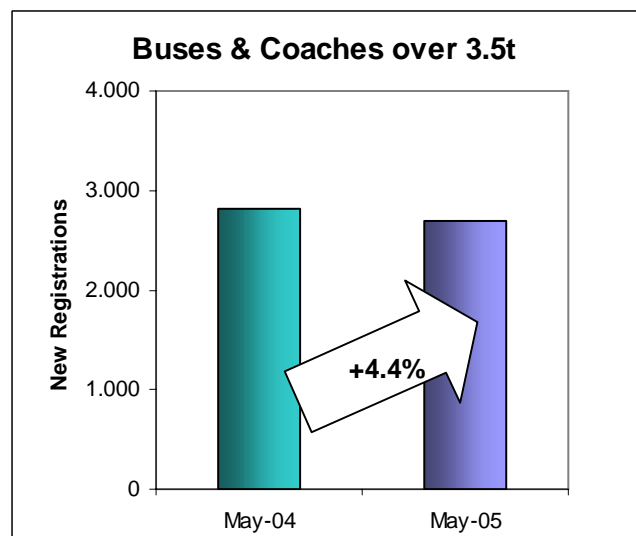
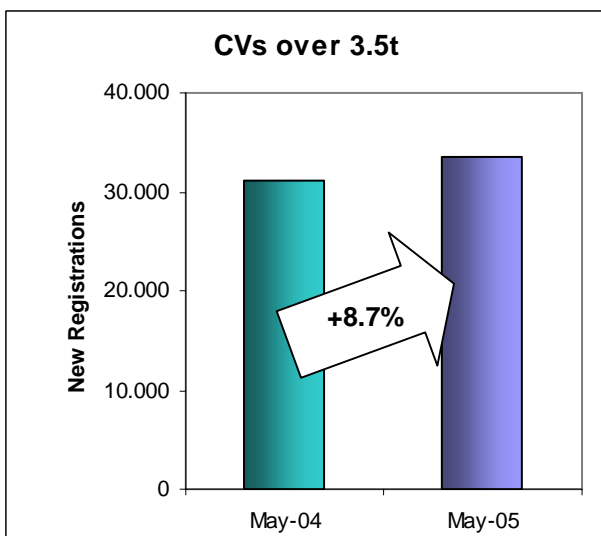
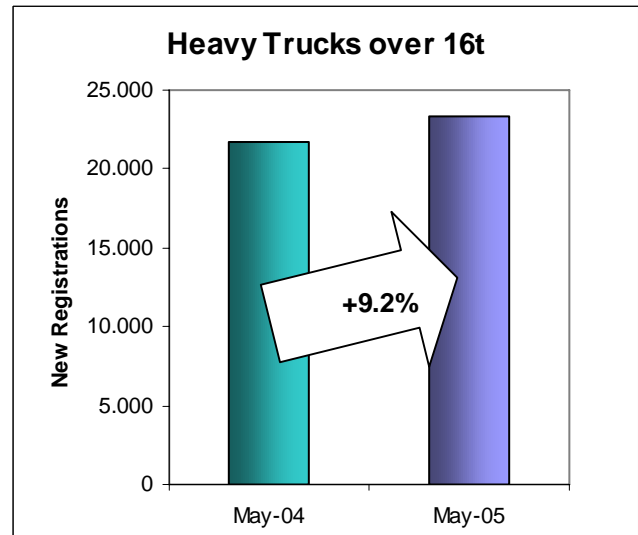
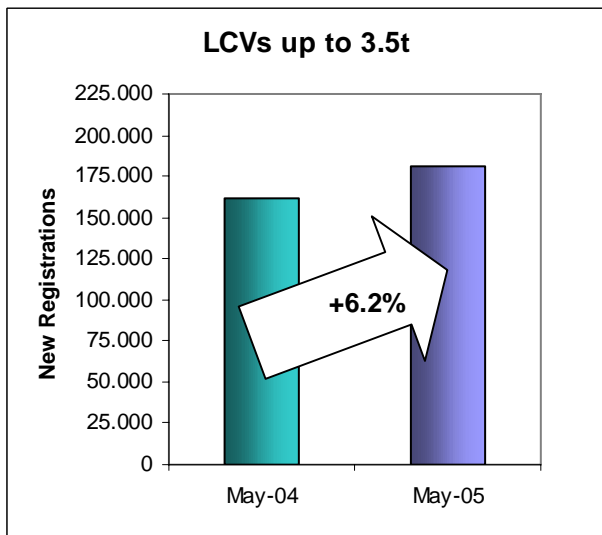
**PRESS EMBARGO FOR ALL DATA:
8.00 A.M (7.00 A.M. GMT), 28 June 2005**

Press Release


NEW COMMERCIAL VEHICLE REGISTRATIONS

May 2005

European Union + EFTA Countries



Next Press Release : Wednesday, 27 July 2005



ACEA

New Light Commercial Vehicles up to 3.5t

New Light commercial vehicle (LCV) registrations in Western Europe continued to rise in May 2005, although at a slower pace than in the previous month. In total, 170.178 new LCVs were registered, representing a 6.2% increase relative to the same month last year (+6.3% for the EU-15). While calendar effects generally played in favour of the market (May had one more working day in almost all countries), the monthly results were also influenced by the significant drop of vehicles sales in Italy (-18.7%) due to the one-month long strike of cars transporters which disrupted delivery of new vehicles.

Looking at the performance of the main markets, while Spain (+23.0%), France (+11.0%) and Germany (+10.0%) contributed positively to the May results, Italy (-18.7%) and the UK (-1.5%) experienced sluggish sales activity. In the other markets, the situation was mixed. New registrations increases ranged from +13.1% in Norway to +41.1% in Denmark. The situation was less favourable in the Netherlands (-17.6%), Switzerland (-12.8%), Finland (-9.3%), Greece (-6.9%) and Portugal (-5.0%).

Cumulative figures for the January-May 2005 period showed an increase in new LCV registrations of +6.5% relative to the same period last year (+6.6% for the EU-15). With the exception of Italy (-4.1%), all the main markets contributed positively to this result: Spain (+19.0%), France (+6.5%), Germany (+4.1%) and the UK (+3.4%). Increases in year-to-date registrations were also reported in a majority of the smaller markets ranging from +6.5% in Greece to +33.3% in Denmark. In contrast, the Netherlands (-16.7%), Finland (-7.0%) and Portugal (-3.2%) reported drops in sales.

New Heavy Commercial Vehicles –HCV (over 16t - excluding Buses & Coaches)

New heavy truck registrations in Western Europe reached 21.731 units in May, an increase of +9.2% compared to the same month last year (+9.1% for the EU-15). This situation results essentially from the performance of the main markets which, with the exception of Italy (-0.1%), all recorded increases in registrations: France (+21.9%), the UK (+11.7%), Germany (+8.4%) and Spain (+6.8%). Market activity in the smaller markets was mixed.

Looking at the cumulative results for the first five months of the year, the market for new heavy trucks saw an increase of +6.4% relative to the same period last year (+6.1% for the EU-15). All the main markets contributed positively to this situation: France (+10.9%), UK (+5.5%), Italy (+5.1%), Germany (+3.8%) and Spain (+2.6%). With the exception of Finland (-8.7%) and the Netherlands (-2.0%), all other markets recorded increases in new truck registrations.

New Commercial Vehicles over 3.5t (excluding Buses & Coaches)

Reflecting the market developments in the heavy truck sector, the market for new commercial vehicles above 3.5t showed an increase in new registrations in May. In total, 31.465 new vehicles were registered, an increase of +8.7% relative to the same month last year (similar increase for the EU-15). With the exception of Italy (-0.1%), all the main markets contributed positively to this result: France (+20.9%), UK (+15.8%), Germany (+7.7%), and Spain (+5.6%).

The situation in the other markets was mixed. While countries such as Sweden (+39.7%), Denmark (+26.6%) and Belgium (+21.7%) recorded significant sales increase, in Greece (-54.1%), Portugal (-18.3%), Austria (-13.4%) and the Netherlands (-5.9%), vehicle registrations remained sluggish.

Cumulative results for the January-May period showed an increase in new commercial vehicle registrations above 3.5t of 5.4% (+5.3% for the EU-15).

New Buses & Coaches over 3.5t

Registrations of medium and heavy buses and coaches in Western Europe reached 2.622 units in May 2005, representing a +4.4% increase relative to the same month last year (+5.3% for the EU-15). With the exception of Germany (-16.2%), all the main markets contributed positively to this result : Italy (+29.2%), Spain (+10.7%), France (+8.6%), the UK (+7.2%). Cumulative results for the first five months of the year show an increase in new buses and coaches registrations of 3.6% (+2.6% for the EU-15).



Press Release

**PRESS EMBARGO FOR ALL DATA :
8.00 A.M.(7.00 A.M. GMT), 28 June 2005**

PROVISIONAL

EU + EFTA COUNTRIES REGISTRATION FIGURES BY MARKET NEW LIGHT COMMERCIAL VEHICLES up to 3.5t*

28/06/05

	May '05	May '04	% Change	Jan-May '05	Jan-May '04	% Change
AUSTRIA	2.575	2.211	16,5%	11.729	10.400	12,8%
BELGIUM	5.627	4.803	17,2%	30.406	26.728	13,8%
DENMARK	4.701	3.332	41,1%	21.850	16.393	33,3%
FINLAND	1.377	1.518	-9,3%	6.871	7.392	-7,0%
FRANCE	36.044	32.470	11,0%	184.224	173.021	6,5%
GERMANY	17.980	16.341	10,0%	78.913	75.790	4,1%
GREECE	1.806	1.940	-6,9%	9.989	9.383	6,5%
IRELAND	3.391	2.505	35,4%	23.225	17.916	29,6%
ITALY**	16.789	20.657	-18,7%	89.958	93.775	-4,1%
LUXEMBOURG	279	243	14,8%	1.373	1.210	13,5%
NETHERLANDS	5.507	6.681	-17,6%	33.529	40.251	-16,7%
PORTUGAL	5.859	6.170	-5,0%	29.508	30.488	-3,2%
SPAIN	35.179	28.590	23,0%	162.138	136.288	19,0%
SWEDEN	3.191	2.657	20,1%	13.618	11.151	22,1%
UNITED KINGDOM	25.288	25.662	-1,5%	138.296	133.748	3,4%
EUROPEAN UNION	165.593	155.780	6,3%	835.627	783.934	6,6%
ICELAND	146	144	1,4%	761	594	28,1%
NORWAY	2.814	2.487	13,1%	13.821	12.157	13,7%
SWITZERLAND	1.625	1.864	-12,8%	8.499	9.274	-8,4%
EFTA	4.585	4.495	2,0%	23.081	22.025	4,8%
WEST. EUROPE	170.178	160.275	6,2%	858.708	805.959	6,5%

(*) : Including Light Buses and Coaches

(**) : For Italy, delivery figures

For further information, please call:

Mr. Alfredo Filippone - Director of Communications - Tel. (322) 738.73.45

Mrs. Anne Pouchous - Director Statistics & Economics - Tel. (322) 738.73.55

ACEA

Association des
Constructeurs
Européens
d'Automobiles

Rue du Noyer 211
B-1000 Bruxelles
Tel (32 2) 732 55 50
Fax (32 2) 738 73 10
(32 2) 738 73 11

This information is available on ACEA's website:

<http://www.acea.be>

Next Press Release on Commercial Vehicles to be issued on 27 July 2005



ACEA

Press Release

**PRESS EMBARGO FOR ALL DATA :
8.00 A.M.(7.00 A.M. GMT), 28 June 2005**

PROVISIONAL

EU + EFTA COUNTRIES REGISTRATION FIGURES BY MARKET NEW HEAVY COMMERCIAL VEHICLES of 16t and over*

28/06/05

	May '05	May '04	% Change	Jan-May '05	Jan-May '04	% Change
AUSTRIA	583	683	-14,6%	3.643	3.458	5,3%
BELGIUM	688	607	13,3%	4.296	3.944	8,9%
DENMARK	451	358	26,0%	2.029	1.769	14,7%
FINLAND	280	241	16,2%	1.240	1.358	-8,7%
FRANCE	3.717	3.049	21,9%	19.932	17.973	10,9%
GERMANY	4.916	4.535	8,4%	23.959	23.078	3,8%
GREECE	69	111	-37,8%	471	363	29,8%
IRELAND	321	240	33,8%	1.871	1.316	42,2%
ITALY	2.306	2.309	-0,1%	11.028	10.496	5,1%
LUXEMBOURG	52	76	-31,6%	417	367	13,6%
NETHERLANDS	1.114	1.178	-5,4%	6.513	6.645	-2,0%
PORTUGAL	275	294	-6,5%	1.454	1.404	3,6%
SPAIN	2.782	2.606	6,8%	12.929	12.598	2,6%
SWEDEN	501	330	51,8%	1.964	1.669	17,7%
UNITED KINGDOM	3.085	2.761	11,7%	14.361	13.609	5,5%
EUROPEAN UNION	21.140	19.378	9,1%	106.107	100.047	6,1%
ICELAND	22	17	29,4%	106	55	92,7%
NORWAY	334	256	30,5%	1.557	1.235	26,1%
SWITZERLAND	235	241	-2,5%	1.237	1.127	9,8%
EFTA	591	514	15,0%	2.900	2.417	20,0%
WEST. EUROPE	21.731	19.892	9,2%	109.007	102.464	6,4%

(*) : Excluding Buses and Coaches

For further information, please call:

Mr. Alfredo Filippone - Director of Communications - Tel. (322) 738.73.45

Mrs. Anne Pouchous - Director Statistics & Economics - Tel. (322) 738.73.55

ACEA

Association des
Constructeurs
Européens
d'Automobiles

Rue du Noyer 211
B-1000 Bruxelles
Tel (32 2) 732 55 50
Fax (32 2) 738 73 10
(32 2) 738 73 11

This information is available on ACEA's website:

<http://www.acea.be>



ACEA

Press Release

**PRESS EMBARGO FOR ALL DATA :
8.00 A.M.(7.00 A.M. GMT), 28 June 2005**

PROVISIONAL

EU + EFTA COUNTRIES REGISTRATION FIGURES BY MARKET NEW MEDIUM & HEAVY COMMERCIAL VEHICLES over 3.5t*

28/06/05

	May '05	May '04	% Change	Jan-May '05	Jan-May '04	% Change
AUSTRIA	631	729	-13,4%	3.901	3.731	4,6%
BELGIUM	952	782	21,7%	5.505	4.993	10,3%
DENMARK	523	413	26,6%	2.377	2.040	16,5%
FINLAND	411	361	13,9%	1.803	2.033	-11,3%
FRANCE	4.515	3.736	20,9%	23.789	21.602	10,1%
GERMANY	8.585	7.972	7,7%	41.175	38.869	5,9%
GREECE	124	270	-54,1%	878	961	-8,6%
IRELAND	451	397	13,6%	2.859	2.273	25,8%
ITALY	3.264	3.267	-0,1%	15.397	15.059	2,2%
LUXEMBOURG	79	89	-11,2%	511	436	17,2%
NETHERLANDS	1.189	1.263	-5,9%	6.953	7.127	-2,4%
PORTUGAL	376	460	-18,3%	1.933	2.046	-5,5%
SPAIN	3.612	3.419	5,6%	16.546	16.229	2,0%
SWEDEN	605	433	39,7%	2.377	2.116	12,3%
UNITED KINGDOM	5.241	4.524	15,8%	23.844	22.742	4,8%
EUROPEAN UNION	30.558	28.115	8,7%	149.848	142.257	5,3%
ICELAND	50	23	117,4%	264	89	196,6%
NORWAY	556	464	19,8%	2.425	2.367	2,5%
SWITZERLAND	301	336	-10,4%	1.563	1.535	1,8%
EFTA	907	823	10,2%	4.252	3.991	6,5%
WEST. EUROPE	31.465	28.938	8,7%	154.100	146.248	5,4%

(*) : Excluding Buses and Coaches

For further information, please call:

Mr. Alfredo Filippone - Director of Communications - Tel. (322) 738.73.45

Mrs. Anne Pouchous - Director Statistics & Economics - Tel. (322) 738.73.55

ACEA

Association des
Constructeurs
Européens
d'Automobiles

Rue du Noyer 211
B-1000 Bruxelles
Tel (32 2) 732 55 50
Fax (32 2) 738 73 10
(32 2) 738 73 11

This information is available on ACEA's website:

<http://www.acea.be>



ACEA

Press Release

**PRESS EMBARGO FOR ALL DATA :
8.00 A.M.(7.00 A.M. GMT), 28 June 2005**

PROVISIONAL

EU + EFTA COUNTRIES REGISTRATION FIGURES BY MARKET NEW MEDIUM & HEAVY BUSES & COACHES over 3.5t

28/06/05

	May '05	May '04	% Change	Jan-May '05	Jan-May '04	% Change
AUSTRIA	30	45	-33,3%	220	321	-31,5%
BELGIUM	55	78	-29,5%	463	484	-4,3%
DENMARK	52	40	30,0%	166	180	-7,8%
FINLAND	23	19	21,1%	186	179	3,9%
FRANCE	379	349	8,6%	2.227	2.045	8,9%
GERMANY	403	481	-16,2%	2.271	2.234	1,7%
GREECE	72	121	-40,5%	260	603	-56,9%
IRELAND	35	24	45,8%	153	264	-42,0%
ITALY	487	377	29,2%	2.326	1.952	19,2%
LUXEMBOURG	16	14	14,3%	104	80	30,0%
NETHERLANDS	115	56	105,4%	403	347	16,1%
PORTUGAL	55	77	-28,6%	269	281	-4,3%
SPAIN	351	317	10,7%	1.578	1.438	9,7%
SWEDEN	121	91	33,0%	322	310	3,9%
UNITED KINGDOM	327	305	7,2%	1.849	1.757	5,2%
EUROPEAN UNION	2.521	2.394	5,3%	12.797	12.475	2,6%
ICELAND	0	5	-100,0%	10	9	11,1%
NORWAY	66	49	34,7%	376	236	59,3%
SWITZERLAND	35	64	-45,3%	196	197	-0,5%
EFTA	101	118	-14,4%	582	442	31,7%
WEST. EUROPE	2.622	2.512	4,4%	13.379	12.917	3,6%

For further information, please call:

Mr. Alfredo Filippone - Director of Communications - Tel. (322) 738.73.45

Mrs. Anne Pouchous - Director Statistics & Economics - Tel. (322) 738.73.55

ACEA

This information is available on ACEA's website:
<http://www.acea.be>

Association des
Constructeurs
Européens
d'Automobiles
Rue du Noyer 211
B-1000 Bruxelles
Tel (32 2) 732 55 50
Fax (32 2) 738 73 10
(32 2) 738 73 11