

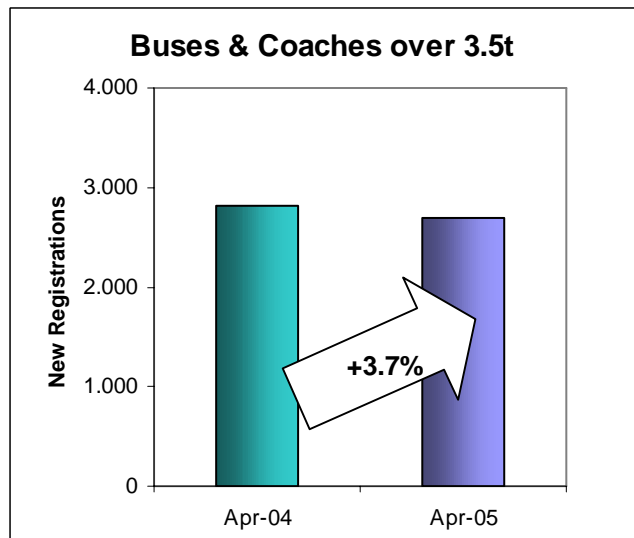
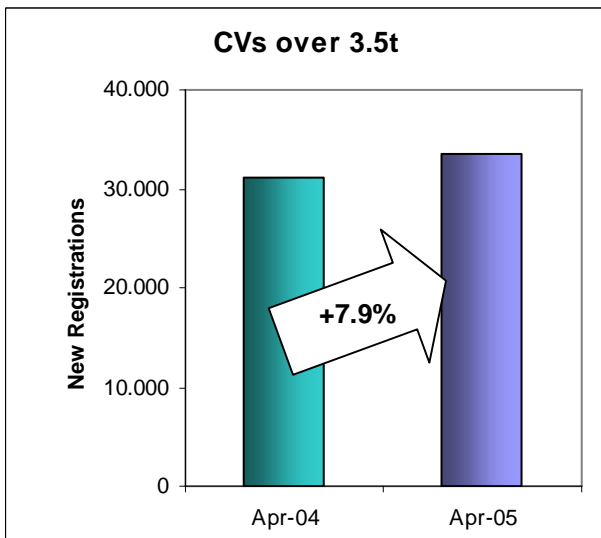
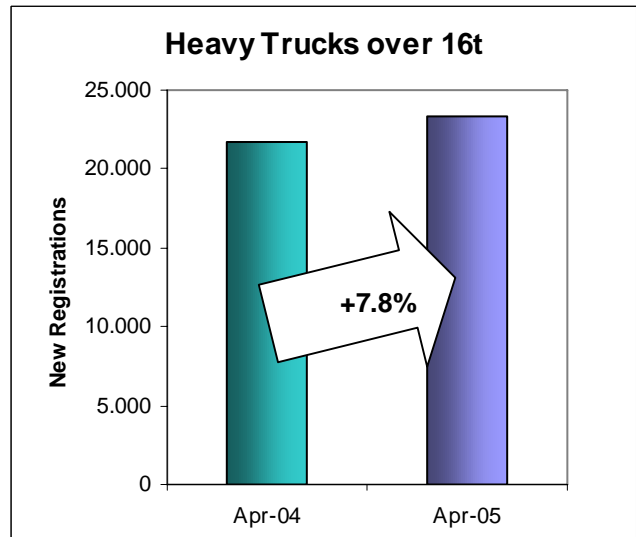
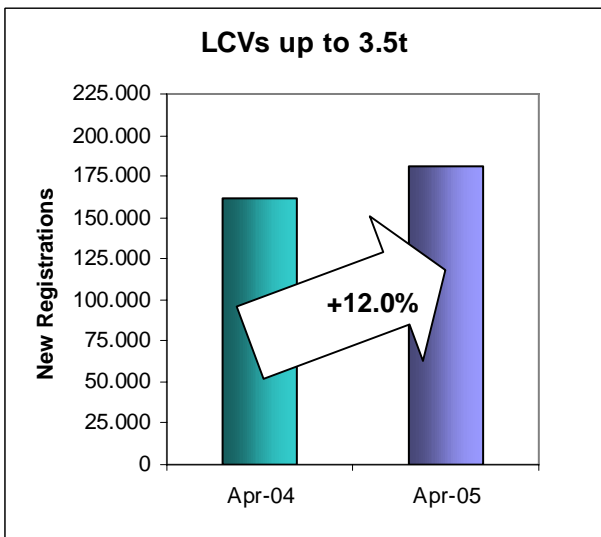
**PRESS EMBARGO FOR ALL DATA:  
8.00 A.M (7.00 A.M. GMT), 26 May 2005**

# P r e s s   R e l e a s e


## NEW COMMERCIAL VEHICLE REGISTRATIONS

**April 2005**

*European Union + EFTA Countries*



**Next Press Release : Tuesday, 28 June 2005**



ACEA

### **New Light Commercial Vehicles up to 3.5t**

Light commercial vehicle (LCV) registrations in Western Europe increased markedly in April 2005. In total, 181.679 new LCVs were registered, representing a 12.0% increase relative to the same month last year (+11.9% for the EU-15). Calendar effects generally played in favour of the market as 9 of the 23 countries reported benefited from one additional working day (Denmark, Germany, Finland, Ireland, Netherlands, Spain, Sweden). In contrast, Italy and Portugal had one working day less. In all other markets the situation was unchanged relative to last year.

Looking at the performance of the main markets, they all contributed positively to the April results: Spain (+31.0%), UK (+12.8%), France (7.7%), Germany (+5.2%) and Italy (+1.3%). The other markets also benefited from a dynamic activity with new registrations increases ranging from +39.3% in Denmark to +3.7% in Switzerland. The situation was less favourable in the Netherlands (-16.8%), Finland (-9.9%), Portugal (-8.6%) and Luxembourg (-3.3%).

Cumulative figures for the January-April 2005 period showed an increase in new LCV registrations of +6.6% relative to the same period last year (+6.7% for the EU-15). All the main markets contributed positively to this result: Spain (+17.9%), France (+5.4%), UK (+4.6%), Germany (+2.5%) and Italy (+0.1%). Increases in year-to-date registrations were also reported in a majority of the smaller markets ranging from +30.9% in Denmark to 9.3% in Greece. In contrast, the Netherlands (-16.5%), Finland (-6.5%) and Portugal (-2.9%) reported drops in sales.

### **New Heavy Commercial Vehicles –HCV (over 16t - excluding Buses & Coaches)**

New heavy truck registrations in Western Europe reached 23.411 units in April, an increase of +7.8% compared to the same month last year (+7.3% for the EU-15). This situation results essentially from the performance of the main markets which, with the exception of Italy (-10.4%), all recorded increases in registrations: Germany (+11.7%), Spain (+10.5%), France (+10.4%), the UK (+7.5%). With the exception of the Netherlands (-11.2%) and Finland (-6.9%), all other markets posted sales increases.

Looking at the cumulative results for the first four months of the year, the market for new heavy trucks saw an increase of +6.0% relative to the same period last year (+5.5% for the EU-15). All the main markets contributed positively to this situation: France (+8.7%), Italy (+6.5%), the UK (+3.9%), Germany (+2.7%) and the Spain (+1.6%). With the exception of Finland (-14.1%), all other markets also recorded increases in year-to-date new truck registrations.

### **New Commercial Vehicles over 3.5t (excluding Buses & Coaches)**

Reflecting the market developments in the heavy truck sector, the market for new commercial vehicles above 3.5t showed an increase in new registrations in April. In total, 33.588 new vehicles were registered, an increase of 7.9% relative to the same month last year (7.5% for the EU-15). With the exception of Italy (-6.9%), all the main markets experienced an increase in new registrations: Germany (+12.3%), France (+10.8%), the UK (+8.2%) and Spain (+6.5%).

The situation in the other markets was generally positive with increases in new registrations ranging from +28.0% in Denmark to +1.7% in Portugal. Drops were reported in two countries only: the Netherlands (-11.8%) and Finland (-2.1%). Cumulative results for the January-April period showed an increase in new commercial vehicle registrations above 3.5t of 4.6% (+4.5% for the EU-15).

### **New Buses & Coaches over 3.5t**

Registrations of medium and heavy buses and coaches in Western Europe reached 2.702 units in April 2005, representing a 4.0% fall relative to the same month last year (-4.6% for the EU-15). The situation in the main market was mixed. While Spain (+35.6%), Italy (+23.1%) and the UK(+1.9%) reported increases in new registrations, Germany (-24.1%) and France (-14.1%) experienced sales drops. Cumulative results for the first four months of the year show an increase in new buses & coaches registrations of 3.7% (+2.0% for the EU-15).



ACEA

# Press Release

**PRESS EMBARGO FOR ALL DATA :  
8.00 A.M.(7.00 A.M. GMT), 26 May 2005**

## PROVISIONAL

### EU + EFTA COUNTRIES REGISTRATION FIGURES BY MARKET NEW LIGHT COMMERCIAL VEHICLES up to 3.5t\*

26/05/05

	April '05	April '04	% Change	Jan-Apr '05	Jan-Apr '04	% Change
AUSTRIA	2.882	2.352	22,5%	9.154	8.189	11,8%
BELGIUM	6.778	5.588	21,3%	24.779	21.925	13,0%
DENMARK	4.918	3.531	39,3%	17.096	13.061	30,9%
FINLAND	1.344	1.491	-9,9%	5.494	5.874	-6,5%
FRANCE	39.097	36.315	7,7%	148.180	140.551	5,4%
GERMANY	17.543	16.673	5,2%	60.933	59.449	2,5%
GREECE	2.064	1.881	9,7%	8.189	7.494	9,3%
IRELAND	3.987	2.722	46,5%	19.910	15.414	29,2%
ITALY**	19.576	19.320	1,3%	73.188	73.118	0,1%
LUXEMBOURG	261	270	-3,3%	1.094	967	13,1%
NETHERLANDS	5.871	7.059	-16,8%	28.037	33.570	-16,5%
PORTUGAL	5.720	6.259	-8,6%	23.608	24.318	-2,9%
SPAIN	35.799	27.322	31,0%	126.962	107.698	17,9%
SWEDEN	3.330	2.764	20,5%	10.427	8.494	22,8%
UNITED KINGDOM	27.131	24.056	12,8%	113.008	108.086	4,6%
<b>EUROPEAN UNION</b>	<b>176.301</b>	<b>157.603</b>	<b>11,9%</b>	<b>670.059</b>	<b>628.208</b>	<b>6,7%</b>
ICELAND	184	142	29,6%	582	450	29,3%
NORWAY	3.104	2.390	29,9%	11.007	9.670	13,8%
SWITZERLAND	2.090	2.015	3,7%	6.924	7.410	-6,6%
<b>EFTA</b>	<b>5.378</b>	<b>4.547</b>	<b>18,3%</b>	<b>18.513</b>	<b>17.530</b>	<b>5,6%</b>
<b>WEST. EUROPE</b>	<b>181.679</b>	<b>162.150</b>	<b>12,0%</b>	<b>688.572</b>	<b>645.738</b>	<b>6,6%</b>

(\*) : Including Light Buses and Coaches

(\*\*) : For Italy, delivery figures

For further information, please call:

Mr. Alfredo Filippone - Director of Communications - Tel. (322) 738.73.45

Mrs. Anne Pouchous - Director Statistics & Economics - Tel. (322) 738.73.55

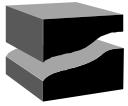
ACEA

Association des  
Constructeurs  
Européens  
d'Automobiles

Rue du Noyer 211  
B-1000 Bruxelles  
Tel (32 2) 732 55 50  
Fax (32 2) 738 73 10  
(32 2) 738 73 11

This information is available on ACEA's website:

<http://www.acea.be>



ACEA

# Press Release

**PRESS EMBARGO FOR ALL DATA :  
8.00 A.M.(7.00 A.M. GMT), 26 May 2005**

## PROVISIONAL

### EU + EFTA COUNTRIES REGISTRATION FIGURES BY MARKET NEW HEAVY COMMERCIAL VEHICLES of 16t and over\*

26/05/05

	April '05	April '04	% Change	Jan-Apr '05	Jan-Apr '04	% Change
AUSTRIA	813	763	6,6%	3.060	2.775	10,3%
BELGIUM	810	756	7,1%	3.608	3.337	8,1%
DENMARK	467	381	22,6%	1.578	1.411	11,8%
FINLAND	258	277	-6,9%	960	1.117	-14,1%
FRANCE	4.031	3.652	10,4%	16.215	14.924	8,7%
GERMANY	6.035	5.405	11,7%	19.043	18.543	2,7%
GREECE	124	54	129,6%	402	252	59,5%
IRELAND	394	332	18,7%	1.751	1.303	34,4%
ITALY	1.917	2.140	-10,4%	8.722	8.187	6,5%
LUXEMBOURG	89	77	15,6%	365	291	25,4%
NETHERLANDS	1.186	1.335	-11,2%	5.110	5.059	1,0%
PORTUGAL	329	286	15,0%	1.254	1.110	13,0%
SPAIN	2.735	2.474	10,5%	10.147	9.992	1,6%
SWEDEN	458	385	19,0%	1.463	1.339	9,3%
UNITED KINGDOM	3.078	2.863	7,5%	11.276	10.848	3,9%
<b>EUROPEAN UNION</b>	<b>22.724</b>	<b>21.180</b>	<b>7,3%</b>	<b>84.954</b>	<b>80.488</b>	<b>5,5%</b>
ICELAND	25	10	++	86	38	++
NORWAY	360	288	25,0%	1.223	979	24,9%
SWITZERLAND	302	249	21,3%	1.037	886	17,0%
<b>EFTA</b>	<b>687</b>	<b>547</b>	<b>25,6%</b>	<b>2.346</b>	<b>1.903</b>	<b>23,3%</b>
<b>WEST. EUROPE</b>	<b>23.411</b>	<b>21.727</b>	<b>7,8%</b>	<b>87.300</b>	<b>82.391</b>	<b>6,0%</b>

(\*) : Excluding Buses and Coaches

For further information, please call:

Mr. Alfredo Filippone - Director of Communications - Tel. (322) 738.73.45

Mrs. Anne Pouchous - Director Statistics & Economics - Tel. (322) 738.73.55

ACEA

Association des  
Constructeurs  
Européens  
d'Automobiles

Rue du Noyer 211  
B-1000 Bruxelles  
Tel (32 2) 732 55 50  
Fax (32 2) 738 73 10  
(32 2) 738 73 11

This information is available on ACEA's website:

<http://www.acea.be>



ACEA

# Press Release

**PRESS EMBARGO FOR ALL DATA :  
8.00 A.M.(7.00 A.M. GMT), 26 May 2005**

## PROVISIONAL

### EU + EFTA COUNTRIES REGISTRATION FIGURES BY MARKET NEW MEDIUM & HEAVY COMMERCIAL VEHICLES over 3.5t\*

26/05/05

	April '05	April '04	% Change	Jan-Apr '05	Jan-Apr '04	% Change
AUSTRIA	874	804	8,7%	3.270	3.002	8,9%
BELGIUM	1.099	1.013	8,5%	4.553	4.256	7,0%
DENMARK	558	436	28,0%	1.849	1.627	13,6%
FINLAND	378	386	-2,1%	1.392	1.672	-16,7%
FRANCE	4.826	4.357	10,8%	19.274	17.866	7,9%
GERMANY	10.281	9.156	12,3%	32.590	30.897	5,5%
GREECE	210	167	25,7%	754	691	9,1%
IRELAND	543	474	14,6%	2.413	1.876	28,6%
ITALY	2.812	3.020	-6,9%	12.134	11.793	2,9%
LUXEMBOURG	103	95	8,4%	432	347	24,5%
NETHERLANDS	1.352	1.533	-11,8%	5.768	5.864	-1,6%
PORTUGAL	428	421	1,7%	1.650	1.586	4,0%
SPAIN	3.417	3.209	6,5%	12.928	12.810	0,9%
SWEDEN	552	490	12,7%	1.772	1.683	5,3%
UNITED KINGDOM	5.110	4.722	8,2%	18.603	18.218	2,1%
<b>EUROPEAN UNION</b>	<b>32.543</b>	<b>30.283</b>	<b>7,5%</b>	<b>119.382</b>	<b>114.188</b>	<b>4,5%</b>
ICELAND	62	20	++	231	66	++
NORWAY	599	486	23,3%	1.869	1.903	-1,8%
SWITZERLAND	384	349	10,0%	1.301	1.199	8,5%
<b>EFTA</b>	<b>1.045</b>	<b>855</b>	<b>22,2%</b>	<b>3.401</b>	<b>3.168</b>	<b>7,4%</b>
<b>WEST. EUROPE</b>	<b>33.588</b>	<b>31.138</b>	<b>7,9%</b>	<b>122.783</b>	<b>117.356</b>	<b>4,6%</b>

(\*) : Excluding Buses and Coaches

For further information, please call:

Mr. Alfredo Filippone - Director of Communications - Tel. (322) 738.73.45

Mrs. Anne Pouchous - Director Statistics & Economics - Tel. (322) 738.73.55

ACEA

Association des  
Constructeurs  
Européens  
d'Automobiles

Rue du Noyer 211  
B-1000 Bruxelles  
Tel (32 2) 732 55 50  
Fax (32 2) 738 73 10  
(32 2) 738 73 11

This information is available on ACEA's website:

<http://www.acea.be>



ACEA

# Press Release

**PRESS EMBARGO FOR ALL DATA :  
8.00 A.M.(7.00 A.M. GMT), 26 May 2005**

## PROVISIONAL

### EU + EFTA COUNTRIES REGISTRATION FIGURES BY MARKET NEW MEDIUM & HEAVY BUSES & COACHES over 3.5t

26/05/05

	April '05	April '04	% Change	Jan-Apr '05	Jan-Apr '04	% Change
AUSTRIA	32	74	-56,8%	190	276	-31,2%
BELGIUM	89	108	-17,6%	408	406	0,5%
DENMARK	27	16	68,8%	114	140	-18,6%
FINLAND	35	61	-42,6%	163	160	1,9%
FRANCE	379	441	-14,1%	1.848	1.696	9,0%
GERMANY	438	577	-24,1%	1.868	1.753	6,6%
GREECE	66	131	-49,6%	188	482	-61,0%
IRELAND	28	42	-33,3%	118	240	-50,8%
ITALY	431	350	23,1%	1.839	1.575	16,8%
LUXEMBOURG	9	18	-50,0%	88	66	33,3%
NETHERLANDS	103	67	53,7%	288	291	-1,0%
PORTUGAL	57	65	-12,3%	225	204	10,3%
SPAIN	362	267	35,6%	1.227	1.121	9,5%
SWEDEN	87	58	50,0%	201	219	-8,2%
UNITED KINGDOM	437	429	1,9%	1.522	1.452	4,8%
<b>EUROPEAN UNION</b>	<b>2.580</b>	<b>2.704</b>	<b>-4,6%</b>	<b>10.287</b>	<b>10.081</b>	<b>2,0%</b>
ICELAND	8	1	++	26	4	++
NORWAY	63	53	18,9%	310	187	65,8%
SWITZERLAND	51	57	-10,5%	168	133	26,3%
<b>EFTA</b>	<b>122</b>	<b>111</b>	<b>9,9%</b>	<b>504</b>	<b>324</b>	<b>55,6%</b>
<b>WEST. EUROPE</b>	<b>2.702</b>	<b>2.815</b>	<b>-4,0%</b>	<b>10.791</b>	<b>10.405</b>	<b>3,7%</b>

For further information, please call:

Mr. Alfredo Filippone - Director of Communications - Tel. (322) 738.73.45

Mrs. Anne Pouchous - Director Statistics & Economics - Tel. (322) 738.73.55

ACEA

This information is available on ACEA's website:  
<http://www.acea.be>

Association des  
Constructeurs  
Européens  
d'Automobiles  
Rue du Noyer 211  
B-1000 Bruxelles  
Tel (32 2) 732 55 50  
Fax (32 2) 738 73 10  
(32 2) 738 73 11