



ACEA

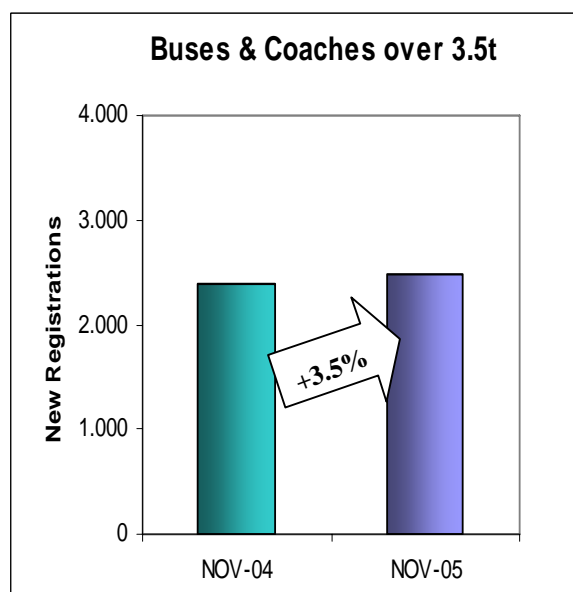
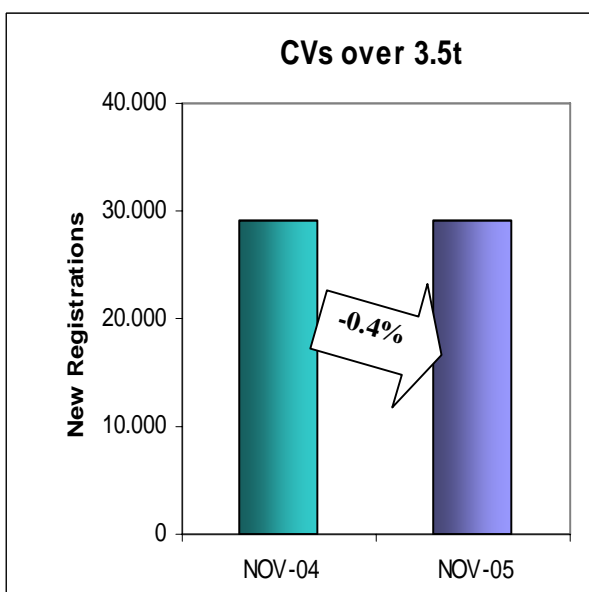
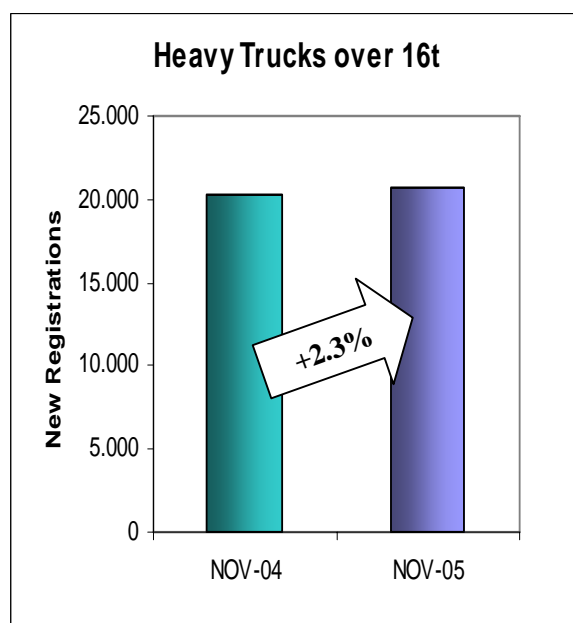
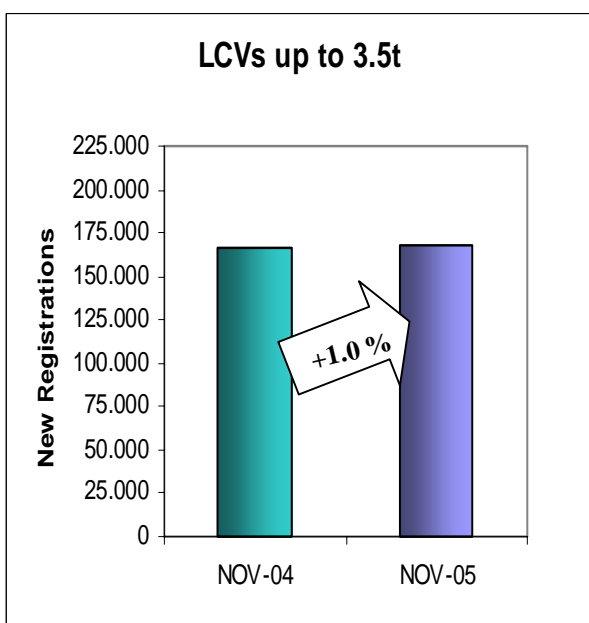
**PRESS EMBARGO FOR ALL DATA:
10 January 2005, 8.00 A.M. (7.00 A.M. GMT)**

Press Release

NEW COMMERCIAL VEHICLE REGISTRATIONS

November 2005

European Union + EFTA Countries



Next Press Release: Thursday, 26 January 2005



ACEA

New Light Commercial Vehicles (LCVs) up to 3.5t

In total, 168.693 new LCVs were registered in W.Europe in November 2005, representing a +1.0% rise relative to the same month last year (+0.5% for the EU-15). This rise resulted to a great extent to the performance of the main markets where three out of the five main countries reported increases in new registrations: Spain (+12.6%), Germany (+8.3%), France (+3.6%). In contrast, market activity in the UK (-9.2%) and Italy (-4.2%) remained subdued, confirming the modest decline expected over the medium term.

In the smaller markets, the situation was generally positive. Growth in new LCV registrations was particularly robust in Denmark (+27.1%), Norway (+23.4%), Switzerland (+10.7%), Belgium (+9.7%) and Sweden (+8.4%). The situation was less favourable in the Netherlands (-40.2%), Austria (-21.4%), Greece (-16.0%) and Portugal (-4.0%). Calendar effects were limited as the number of working days in November 2005 was substantially the same as in November 2004.

Cumulative figures for the January-November 2005 period showed an increase in new LCV registrations of +3.7% relative to the same period last year (+3.5% for the EU-15). With the exception of Italy (-2.7%) and the UK (-1.6%), all the main markets contributed positively to this result: Spain (+15.9%), France (+3.6%) and Germany (+3.4%). Increases in year-to-date registrations were also reported in a majority of the smaller markets ranging from +26.2% in Denmark to +2.2% in Greece. Only three countries reported year-to-date drops, namely the Netherlands (-23.2%), Finland (-10.6%), and Portugal (-2.5%).

New Heavy Commercial Vehicles (HCVs) over 16t (excluding Buses & Coaches)

New heavy truck registrations in W. Europe reached 20.775 units in November, a rise of +2.3% compared to the same month last year (+1.7% for the EU-15). This slight improvement compared to last month was mainly led by sustained market activity in France (+16.5%) and Germany (+7.1%). In contrast, Italy (-9.4%), the UK (-9.3%) and Spain (-1.3%) reported drops in new heavy trucks registrations. The situation in the smaller markets was mixed. The five best performing markets were Norway (+44.2%), the Netherlands (+21.4%), Sweden (+22.5%) and Denmark (+16.3%). In contrast, drops in registrations were reported in Austria (-33.0%), Ireland (-13.2%), Greece (-12.9%), Portugal (-12.0%) and Belgium (-1.3%).

Looking at the cumulative results for the January-November period, the market for new heavy trucks saw an increase of +5.8% relative to the same period last year (+5.4% for the EU-15). All the main markets contributed positively to this situation: France (+13.4%), UK (+4.9%), Germany (+2.6%), Spain (+1.9%) and Italy (+1.0%). With the exception of Finland (-2.2%), Austria (-1.7%) and the Netherlands (-0.2%), all the other markets reported year-to-date increases in new HCV registrations.

New Commercial Vehicles over 3.5t (excluding Buses & Coaches)

The market for new commercial vehicles above 3.5t also showed a deceleration in new commercial vehicle registrations in November. In total, 29.101 new vehicles were registered, a fall of -0.4% relative to the same month last year (-0.9% for the EU-15). With the exception of France (+13.9%) and Germany (+1.5%), all the main markets reported drops in new registrations: Italy (-12.7%), the UK (-9.3%) and Spain (-4.2%). The situation in the other markets was mixed. The five best performing countries were Sweden (+24.6%), Norway (+19.7%), the Netherlands (+18.8%), Denmark (+14.3%) and Belgium (+7.2%). Drops ranged from -33.8% in Austria to -3.5% in Switzerland.

Cumulative results showed an increase in new commercial vehicle registrations above 3.5t of +4.5% (+4.4% for the EU-15). With the exception of Italy (-1.0%), all the main markets contributed positively to this result: France (+11.3%), the UK (+5%), Germany (+3.4%) Spain (+1.6%).

New Buses & Coaches over 3.5t

Registrations of new medium and heavy buses and coaches in W. Europe reached 2.480 units in November 2005, representing a rise of +3.5% relative to the same month last year (+2.6% for the EU-15). With the exception of Italy (-24.3%) and Germany (-4.0%), all the main markets contributed positively to this result: France (+32.4%), the UK (+28.5%) and Spain (+16.0%). Cumulative results for the January-November period showed a rise in new buses and coaches registrations of +2.0% relative to the same period last year (+1.5% for the EU-15). All the main markets contributed positively to this result: Spain (+10.6%), France (+9.7%), Italy (+5.7%), , the UK (+4.8%) and Germany (+1.9%).



ACEA

Press Release

**PRESS EMBARGO FOR ALL DATA :
8.00 A.M.(7.00 A.M. GMT), 10 January 2006**

PROVISIONAL

EU + EFTA COUNTRIES REGISTRATION FIGURES BY MARKET NEW LIGHT COMMERCIAL VEHICLES up to 3.5t*

10/01/06

	November '05	November '04	% Change	Jan-Nov '05	Jan-Nov '04	% Change
AUSTRIA	2.258	2.873	-21,4%	26.686	25.342	5,3%
BELGIUM	4.480	4.083	9,7%	56.275	52.764	6,7%
DENMARK	5.455	4.292	27,1%	50.034	39.651	26,2%
FINLAND	1.225	1.192	2,8%	13.158	14.717	-10,6%
FRANCE	35.771	34.518	3,6%	382.783	369.442	3,6%
GERMANY	16.763	15.472	8,3%	174.506	168.710	3,4%
GREECE	2.039	2.427	-16,0%	21.464	20.998	2,2%
IRELAND	1.050	1.024	2,5%	36.520	29.807	22,5%
ITALY**	20.074	20.947	-4,2%	194.001	199.362	-2,7%
LUXEMBOURG	224	207	8,2%	2.846	2.535	12,3%
NETHERLANDS	4.286	7.167	-40,2%	64.515	83.959	-23,2%
PORTUGAL	5.964	6.215	-4,0%	63.130	64.734	-2,5%
SPAIN	35.261	31.314	12,6%	351.154	303.054	15,9%
SWEDEN	3.180	2.934	8,4%	30.401	26.908	13,0%
UNITED KINGDOM	25.341	27.900	-9,2%	300.555	305.578	-1,6%
EUROPEAN UNION	163.371	162.565	0,5%	1.768.028	1.707.561	3,5%
ICELAND	182	148	23,0%	1.887	1.515	24,6%
NORWAY	3.221	2.610	23,4%	31.692	28.070	12,9%
SWITZERLAND	1.919	1.734	10,7%	20.204	19.741	2,3%
EFTA	5.322	4.492	18,5%	53.783	49.326	9,0%
WEST. EUROPE	168.693	167.057	1,0%	1.821.811	1.756.887	3,7%

(*) : Including Light Buses and Coaches

(**) : For Italy, delivery figures

For further information, please call:

Mr. Alfredo Filippone - Director of Communications - Tel. (322) 738.73.45

Mrs. Anne Pouchous - Director Statistics & Economics - Tel. (322) 738.73.55

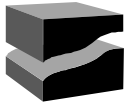
ACEA

Association des
Constructeurs
Européens
d'Automobiles

Rue du Noyer 211
B-1000 Bruxelles
Tel (32 2) 732 55 50
Fax (32 2) 738 73 10
(32 2) 738 73 11

This information is available on ACEA's website:
<http://www.acea.be>

Next Press Release on Commercial Vehicles to be issued on 26 January 2006



ACEA

Press Release

**PRESS EMBARGO FOR ALL DATA :
8.00 A.M.(7.00 A.M. GMT), 10 January 2006**

PROVISIONAL

EU + EFTA COUNTRIES REGISTRATION FIGURES BY MARKET NEW HEAVY COMMERCIAL VEHICLES of 16t and over*

10/01/06

	November '05	November '04	% Change	Jan-Nov '05	Jan-Nov '04	% Change
AUSTRIA	505	754	-33,0%	7.267	7.390	-1,7%
BELGIUM	474	480	-1,3%	8.396	7.439	12,9%
DENMARK	392	337	16,3%	4.438	3.736	18,8%
FINLAND	221	192	15,1%	2.631	2.691	-2,2%
FRANCE	3.489	2.994	16,5%	40.766	35.960	13,4%
GERMANY	4.892	4.568	7,1%	51.855	50.552	2,6%
GREECE	54	62	-12,9%	983	880	11,7%
IRELAND	66	76	-13,2%	3.171	2.412	31,5%
ITALY	1.977	2.183	-9,4%	23.917	23.669	1,0%
LUXEMBOURG	152	71	114,1%	1.018	808	26,0%
NETHERLANDS	930	766	21,4%	11.598	11.616	-0,2%
PORTUGAL	315	358	-12,0%	3.114	3.000	3,8%
SPAIN	2.862	2.900	-1,3%	27.875	27.356	1,9%
SWEDEN	512	418	22,5%	4.329	3.825	13,2%
UNITED KINGDOM	3.364	3.708	-9,3%	33.247	31.700	4,9%
EUROPEAN UNION	20.205	19.867	1,7%	224.605	213.034	5,4%
ICELAND	13	7	85,7%	247	143	72,7%
NORWAY	359	249	44,2%	3.565	2.809	26,9%
SWITZERLAND	198	181	9,4%	2.849	2.527	12,7%
EFTA	570	437	30,4%	6.661	5.479	21,6%
WEST. EUROPE	20.775	20.304	2,3%	231.266	218.513	5,8%

(*) : Excluding Buses and Coaches

For further information, please call:

Mr. Alfredo Filippone - Director of Communications - Tel. (322) 738.73.45

Mrs. Anne Pouchous - Director Statistics & Economics - Tel. (322) 738.73.55

ACEA

Association des
Constructeurs
Européens
d'Automobiles

Rue du Noyer 211
B-1000 Bruxelles
Tel (32 2) 732 55 50
Fax (32 2) 738 73 10
(32 2) 738 73 11

This information is available on ACEA's website:

<http://www.acea.be>



ACEA

Press Release

**PRESS EMBARGO FOR ALL DATA :
8.00 A.M.(7.00 A.M. GMT), 10 January 2006**

PROVISIONAL

EU + EFTA COUNTRIES REGISTRATION FIGURES BY MARKET NEW MEDIUM & HEAVY COMMERCIAL VEHICLES over 3.5t*

10/01/06

	November '05	November '04	% Change	Jan-Nov '05	Jan-Nov '04	% Change
AUSTRIA	545	823	-33,8%	7.841	8.085	-3,0%
BELGIUM	697	650	7,2%	10.940	9.641	13,5%
DENMARK	456	399	14,3%	5.147	4.316	19,3%
FINLAND	225	219	2,7%	2.286	2.604	-12,2%
FRANCE	4.300	3.775	13,9%	48.881	43.911	11,3%
GERMANY	8.081	7.959	1,5%	89.150	86.243	3,4%
GREECE	133	149	-10,7%	1.733	2.101	-17,5%
IRELAND	140	136	2,9%	5.056	4.271	18,4%
ITALY	2.681	3.071	-12,7%	33.388	33.731	-1,0%
LUXEMBOURG	173	86	101,2%	1.203	953	26,2%
NETHERLANDS	1.064	896	18,8%	13.289	13.351	-0,5%
PORTUGAL	405	424	-4,5%	4.178	4.152	0,6%
SPAIN	3.484	3.635	-4,2%	35.660	35.103	1,6%
SWEDEN	633	508	24,6%	5.240	4.761	10,1%
UNITED KINGDOM	5.193	5.726	-9,3%	54.800	52.205	5,0%
EUROPEAN UNION	28.210	28.456	-0,9%	318.792	305.428	4,4%
ICELAND	45	18	150,0%	578	241	139,8%
NORWAY	596	498	19,7%	5.671	5.504	3,0%
SWITZERLAND	250	259	-3,5%	3.641	3.372	8,0%
EFTA	891	775	15,0%	9.890	9.117	8,5%
WEST. EUROPE	29.101	29.231	-0,4%	328.682	314.545	4,5%

(*) : Excluding Buses and Coaches

For further information, please call:

Mr. Alfredo Filippone - Director of Communications - Tel. (322) 738.73.45

Mrs. Anne Pouchous - Director Statistics & Economics - Tel. (322) 738.73.55

ACEA

Association des
Constructeurs
Européens
d'Automobiles

Rue du Noyer 211
B-1000 Bruxelles
Tel (32 2) 732 55 50
Fax (32 2) 738 73 10
(32 2) 738 73 11

This information is available on ACEA's website:

<http://www.acea.be>



ACEA

Press Release

**PRESS EMBARGO FOR ALL DATA :
8.00 A.M.(7.00 A.M. GMT), 10 January 2006**

PROVISIONAL

EU + EFTA COUNTRIES REGISTRATION FIGURES BY MARKET NEW MEDIUM & HEAVY BUSES & COACHES over 3.5t

10/01/06

	November '05	November '04	% Change	Jan-Nov '05	Jan-Nov '04	% Change
AUSTRIA	43	80	-46,3%	526	717	-26,6%
BELGIUM	25	15	66,7%	812	886	-8,4%
DENMARK	46	23	100,0%	402	389	3,3%
FINLAND	19	17	11,8%	385	436	-11,7%
FRANCE	421	318	32,4%	4.834	4.408	9,7%
GERMANY	555	578	-4,0%	4.729	4.639	1,9%
GREECE	27	85	-68,2%	615	1.458	-57,8%
IRELAND	0	6	-100,0%	165	214	-22,9%
ITALY	296	391	-24,3%	4.816	4.555	5,7%
LUXEMBOURG	7	0	--	150	126	19,0%
NETHERLANDS	144	173	-16,8%	954	851	12,1%
PORTUGAL	93	46	102,2%	708	586	20,8%
SPAIN	282	243	16,0%	3.444	3.115	10,6%
SWEDEN	38	39	-2,6%	1.113	1.033	7,7%
UNITED KINGDOM	347	270	28,5%	3.846	3.670	4,8%
EUROPEAN UNION	2.343	2.284	2,6%	27.499	27.083	1,5%
ICELAND	9	0	--	99	17	++
NORWAY	103	62	66,1%	903	716	26,1%
SWITZERLAND	25	51	-51,0%	413	520	-20,6%
EFTA	137	113	21,2%	1.415	1.253	12,9%
WEST. EUROPE	2.480	2.397	3,5%	28.914	28.336	2,0%

For further information, please call:

Mr. Alfredo Filippone - Director of Communications - Tel. (322) 738.73.45

Mrs. Anne Pouchous - Director Statistics & Economics - Tel. (322) 738.73.55

ACEA

This information is available on ACEA's website:
<http://www.acea.be>

Association des

Constructeurs

Européens

d'Automobiles

Rue du Noyer 211

B-1000 Bruxelles

Tel (32 2) 732 55 50

Fax (32 2) 738 73 10

(32 2) 738 73 11