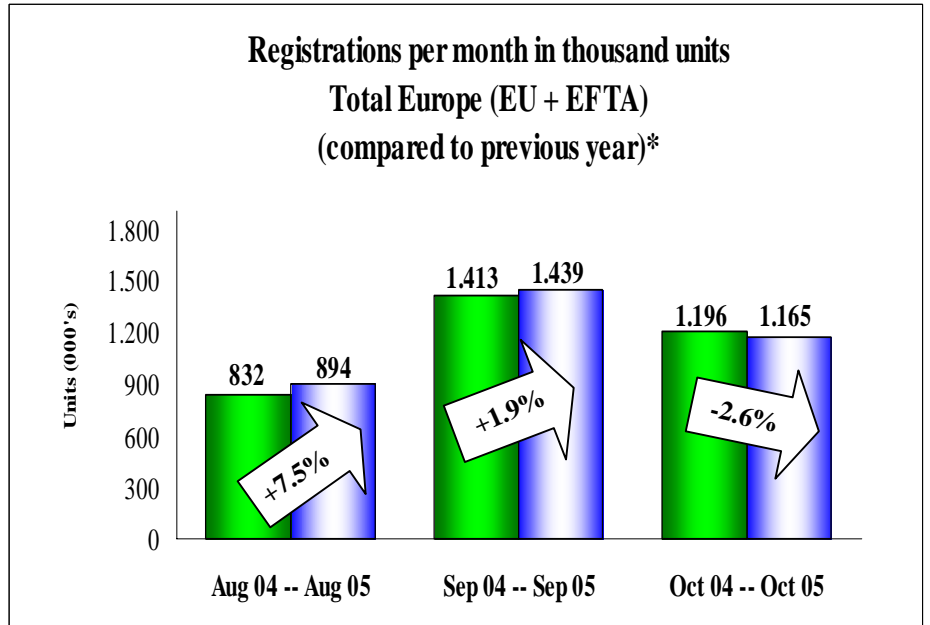
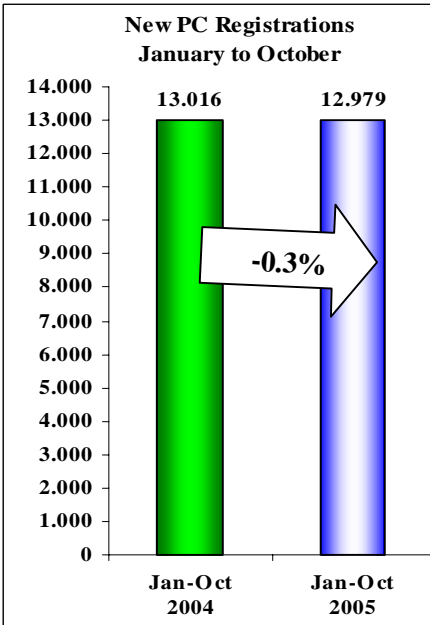




ACEA

16th November 2005

New Passenger Car Registrations
European Union + EFTA Countries



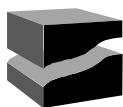
*Not adjusted for working days

Total Europe (EU-23 + EFTA) passenger car registrations in October 2005 amounted to 1,164,697 units, which represent a decrease of -2.6% with respect to October 2004. With a number of working days that was substantially the same (with the only exceptions of Germany and Slovenia, which had one less trading day), this figure points out to market conditions that remain uncertain. Cumulative figures for the first ten months of the year show a marginal decrease (-0.3%) for total Europe and an increase of similar proportions (+0.3%) for the EU-15.

With regard to national situations, only two out of the five main markets posted an increase: Italy (+5.5%) and Germany (+3%). France (-5.8%), Spain (-9.6%) and the United Kingdom (-10.8%) ended the month with a loss. While the slowdown in the UK was mainly due to the progressive deceleration of the economy together with the higher interest rates and the high fuel prices, the weakening of the Spanish market resulted essentially from a two-day strike of Spanish haulage companies which slowed down automobile production and deliveries. Another seven countries among the EU-15 registered decreases, ranging from -3.6% in Portugal to -11.3% in the Netherlands, while only the three Nordic countries posted growths, ranging from +0.7% in Finland to +9.9% in Sweden. EFTA countries saw a decrease of -4.4% while new EU Member States ended the month with a loss (-2.1%), driven again by Poland (-19.8%), as all the other new EU countries posted positive results.

Cumulative figures for the EU-23 see 14 countries posting growth, ranging from +46.2% in Latvia to +1.1% in Luxembourg, and 9 reporting losses, ranging from -0.2% in Austria to -27.3% in Poland. While the EU-15 (+0.3%) remains on a positive trend, EFTA countries (-1.4%) and new EU Member States (-10.9%) continue to post year-to-date losses, although reduced.





ACEA

Press Release

**PRESS EMBARGO FOR ALL DATA :
8.00 A.M.(7.00 A.M GMT), 16 November 2005**

PROVISIONAL NEW PASSENGER CAR REGISTRATIONS BY MARKET EUROPE (EU* + EFTA)

16/11/05

	October '05	October '04	% Chg 05/04	Jan-Oct '05	Jan-Oct '04	% Chg 05/04
AUSTRIA	23.699	24.692	-4,0	267.974	268.621	-0,2
BELGIUM	36.720	38.868	-5,5	423.955	426.467	-0,6
DENMARK	10.986	10.476	+4,9	120.737	97.748	+23,5
FINLAND	11.237	11.157	+0,7	132.406	126.606	+4,6
FRANCE	159.668	169.585	-5,8	1.726.417	1.665.923	+3,6
GERMANY	289.653	281.180	+3,0	2.788.224	2.700.316	+3,3
GREECE	18.754	20.106	-6,7	238.817	253.719	-5,9
IRELAND	4.258	4.441	-4,1	169.474	151.696	+11,7
ITALY	184.752	175.176	+5,5	1.912.331	1.942.079	-1,5
LUXEMBOURG	3.834	4.015	-4,5	42.689	42.228	+1,1
NETHERLANDS	34.950	39.418	-11,3	423.193	436.517	-3,1
PORTUGAL	13.944	14.459	-3,6	172.235	165.301	+4,2
SPAIN	107.311	118.753	-9,6	1.279.645	1.262.626	+1,3
SWEDEN	24.894	22.652	+9,9	224.683	215.147	+4,4
UNITED KINGDOM	152.497	170.866	-10,8	2.124.377	2.250.822	-5,6
EUROPEAN UNION (EU15)	1.077.157	1.105.844	-2,6	12.047.157	12.005.816	+0,3
ICELAND	1.334	805	+65,7	15.605	10.160	+53,6
NORWAY	8.884	10.031	-11,4	90.788	92.814	-2,2
SWITZERLAND	20.283	21.080	-3,8	219.799	227.781	-3,5
EFTA	30.501	31.916	-4,4	326.192	330.755	-1,4
EU15+EFTA	1.107.658	1.137.760	-2,6	12.373.349	12.336.571	+0,3
CZECH REPUBLIC	10.327	9.589	+7,7	106.688	104.131	+2,5
ESTONIA	1.560	1.362	+14,5	16.591	14.013	+18,4
HUNGARY	17.606	16.651	+5,7	162.218	169.915	-4,5
LATVIA	1.492	976	+52,9	13.248	9.062	+46,2
LITHUANIA	830	814	+2,0	8.564	7.685	+11,4
POLAND	15.774	19.674	-19,8	200.061	275.316	-27,3
SLOVAKIA	4.880	4.768	+2,3	46.924	45.880	+2,3
SLOVENIA	4.570	4.447	+2,8	51.340	53.549	-4,1
EU (New Members)	57.039	58.281	-2,1	605.634	679.551	-10,9
EUROPEAN UNION*	1.134.196	1.164.125	-2,6	12.652.791	12.685.367	-0,3
TOTAL EUROPE (EU+EFTA)**	1.164.697	1.196.041	-2,6	12.978.983	13.016.122	-0,3

(*) EU 23 - Data for Malta and Cyprus are currently not available.

(**) ACEA estimates

For further information, please call:

Mr. Alfredo Filippone - Director of Communications - Tel. (322) 738.73.45

Mrs. Anne Pouchous - Director Statistics & Economics - Tel. (322) 738.73.55

ACEA

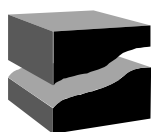
Association des
Constructeurs
Européens
d'Automobiles

This information is available on ACEA's website:

<http://www.acea.be>

Next Press Release: Wednesday, 14 December 2005

Rue du Noyer 211
B-1000 Bruxelles
Tel (32 2) 732 55 50
Fax (32 2) 738 73 10
(32 2) 738 73 11



ACEA

Press Release

PROVISIONAL

NEW PASSENGER CAR REGISTRATIONS BY MANUFACTURER EUROPEAN UNION (EU15) + EFTA Countries

16/11/05

	October					January to October				
	%Share '05	%Share '04	Units '05	Units '04	% Chg 05/04	%Share '05	%Share '04	Units '05	Units '04	% Chg 05/04
ALL BRANDS*			1.107.658	1.137.760	-2,6			12.373.349	12.336.571	+0,3
VW Group	20,7	19,2	229.250	217.945	+5,2	18,7	17,8	2.310.286	2.196.381	+5,2
VOLKSWAGEN	11,8	10,6	130.181	120.963	+7,6	10,1	9,8	1.247.395	1.206.159	+3,4
AUDI	4,3	4,1	47.754	47.088	+1,4	4,2	3,8	520.545	463.381	+12,3
SEAT	2,6	2,8	28.738	31.584	-9,0	2,4	2,6	299.796	317.551	-5,6
SKODA	2,0	1,6	22.145	17.974	+23,2	1,9	1,7	239.069	205.938	+16,1
Others	0,0	0,0	432	336	+28,6	0,0	0,0	3.481	3.352	+3,8
PSA Group	13,5	13,7	149.243	155.805	-4,2	13,8	14,2	1.706.113	1.750.691	-2,5
PEUGEOT	7,1	7,7	78.629	87.591	-10,2	7,5	8,0	933.250	983.717	-5,1
CITROEN	6,4	6,0	70.614	68.214	+3,5	6,2	6,2	772.863	766.974	+0,8
FORD Group	10,2	10,2	113.013	115.816	-2,4	11,0	11,3	1.358.054	1.398.339	-2,9
FORD	7,7	7,6	85.628	85.960	-0,4	8,5	8,7	1.047.262	1.078.051	-2,9
VOLVO	1,7	2,0	18.784	22.223	-15,5	1,7	1,7	205.392	207.316	-0,9
LAND ROVER	0,5	0,3	5.527	3.853	+43,4	0,5	0,5	65.632	60.737	+8,1
JAGUAR	0,3	0,3	3.074	3.780	-18,7	0,3	0,4	39.768	52.235	-23,9
GM Group	9,7	10,0	107.324	113.547	-5,5	10,6	10,6	1.311.866	1.306.685	+0,4
OPEL/VAUXHALL	8,0	8,3	88.217	94.702	-6,8	9,0	9,0	1.113.608	1.115.819	-0,2
CHEVROLET	1,0	1,0	11.597	11.289	+2,7	1,0	1,0	127.603	120.887	+5,6
SAAB	0,7	0,6	7.222	7.204	+0,2	0,5	0,5	65.908	66.881	-1,5
GM (US)	0,0	0,0	288	352	-18,2	0,0	0,0	4.747	3.098	+53,2
RENAULT Group	9,9	10,9	109.262	123.540	-11,6	9,8	10,2	1.214.291	1.257.378	-3,4
RENAULT	9,7	10,9	107.617	123.537	-12,9	9,8	10,2	1.206.862	1.257.370	-4,0
DACIA	0,1	0,0	1.645	3	--	0,1	0,0	7.429	8	--
FIAT Group	6,9	7,1	76.717	80.422	-4,6	6,5	7,4	804.945	915.059	-12,0
FIAT	5,3	5,3	58.338	59.794	-2,4	4,8	5,5	588.551	680.072	-13,5
LANCIA	0,8	0,9	8.738	9.939	-12,1	0,8	0,8	101.999	97.862	+4,2
ALFA ROMEO	0,8	0,9	9.405	10.349	-9,1	0,9	1,1	109.847	133.025	-17,4
OTHERS	0,0	0,0	236	340	-30,6	0,0	0,0	4.548	4.100	+10,9
DaimlerChrysler	7,2	6,7	79.230	75.676	+4,7	6,2	6,2	763.878	768.006	-0,5
MERCEDES	5,6	5,0	62.000	57.089	+8,6	4,7	4,7	580.240	581.863	-0,3
SMART	1,0	1,1	10.550	12.341	-14,5	0,9	0,9	114.138	110.628	+3,2
CHRYSLER	0,6	0,5	6.680	6.246	+6,9	0,6	0,6	69.500	75.515	-8,0
TOYOTA & LEXUS	5,0	4,8	55.920	55.025	+1,6	5,3	5,1	649.606	624.781	+4,0
BMW Group	5,3	5,6	58.514	63.781	-8,3	5,3	4,7	650.939	584.980	+11,3
BMW	4,4	4,7	48.441	53.953	-10,2	4,4	3,9	539.522	478.653	+12,7
Mini	0,9	0,9	10.073	9.828	+2,5	0,9	0,9	111.417	106.327	+4,8
NISSAN	1,7	2,5	18.764	28.720	-34,7	2,5	2,5	310.642	313.194	-0,8
HYUNDAI	2,2	1,9	23.946	21.809	+9,8	2,1	2,0	256.930	246.666	+4,2
HONDA	1,6	1,3	17.292	14.585	+18,6	1,7	1,5	207.367	188.032	+10,3
MAZDA	1,5	1,6	16.588	17.778	-6,7	1,6	1,7	196.361	213.971	-8,2
KIA	1,5	1,2	16.490	13.798	+19,5	1,6	1,0	193.407	126.761	+52,6
SUZUKI	1,4	1,1	15.276	12.083	+26,4	1,3	1,1	155.114	140.181	+10,7
MITSUBISHI	0,9	0,8	10.344	9.639	+7,3	0,9	0,8	109.554	98.553	+11,2
MG ROVER Group	0,2	0,7	1.812	7.470	-75,7	0,4	0,8	43.357	99.637	-56,5
OTHERS	0,8	0,9	8.673	10.321	-16,0	1,1	0,9	130.639	107.276	+21,8

VW Group: VW 'others' include Bentley and Lamborghini

FORD Group: Ford includes Ford(US)

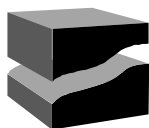
FIAT Group: FIAT 'others' include Ferrari & Maserati

(*) ACEA estimates

For further information, please call:

Mr. Alfredo Filippone - Director of Communications - Tel. (322) 738.73.45

Mrs. Anne Pouchous - Director Economics & Statistics - Tel. (322) 738.73.55



ACEA

Press Release

PROVISIONAL

NEW PASSENGER CAR REGISTRATIONS BY MANUFACTURER TOTAL EUROPE (EU23 + EFTA Countries)

16/11/05

	October					January to October				
	%Share '05	%Share '04	Units '05	Units '04	% Chg 05/04	%Share '05	%Share '04	Units '05	Units '04	% Chg 05/04
ALL BRANDS*			1.164.697	1.196.041	-2,6			12.978.983	13.016.122	-0,3
VW Group	21,0	19,8	244.164	237.233	+2,9	19,1	18,3	2.474.324	2.386.154	+3,7
VOLKSWAGEN	11,5	10,5	134.178	125.766	+6,7	9,9	9,6	1.286.192	1.251.264	+2,8
AUDI	4,2	4,0	48.572	47.878	+1,4	4,1	3,6	528.663	470.945	+12,3
SEAT	2,6	2,8	30.081	33.523	-10,3	2,4	2,6	314.739	333.612	-5,7
SKODA	2,7	2,5	30.898	29.730	+3,9	2,6	2,5	341.222	326.977	+4,4
Others	0,0	0,0	435	336	+29,5	0,0	0,0	3.508	3.356	+4,5
PSA Group	13,3	13,5	155.310	161.862	-4,0	13,6	14,0	1.771.619	1.824.093	-2,9
PEUGEOT	7,0	7,6	81.782	91.340	-10,5	7,5	7,9	969.358	1.029.936	-5,9
CITROEN	6,3	5,9	73.528	70.522	+4,3	6,2	6,1	802.261	794.157	+1,0
FORD Group	10,1	10,0	118.146	120.029	-1,6	10,8	11,1	1.406.207	1.450.242	-3,0
FORD	7,7	7,5	90.237	89.693	+0,6	8,4	8,6	1.089.987	1.124.750	-3,1
VOLVO	1,6	1,9	19.196	22.657	-15,3	1,6	1,6	209.664	211.710	-1,0
LAND ROVER	0,5	0,3	5.611	3.886	+44,4	0,5	0,5	66.519	61.324	+8,5
JAGUAR	0,3	0,3	3.102	3.793	-18,2	0,3	0,4	40.037	52.458	-23,7
GM Group	9,7	10,1	113.355	120.698	-6,1	10,6	10,7	1.380.576	1.389.234	-0,6
OPEL/VAUXHALL	7,9	8,3	92.448	99.584	-7,2	9,0	9,0	1.162.412	1.174.763	-1,1
CHEVROLET	1,1	1,1	13.316	13.493	-1,3	1,1	1,1	146.828	143.892	+2,0
SAAB	0,6	0,6	7.303	7.268	+0,5	0,5	0,5	66.455	67.471	-1,5
GM (US)	0,0	0,0	288	353	-18,4	0,0	0,0	4.881	3.108	+57,0
RENAULT	9,8	10,8	114.222	129.015	-11,5	9,8	10,2	1.272.204	1.326.234	-4,1
RENAULT	9,6	10,8	112.003	128.947	-13,1	9,7	10,2	1.256.501	1.325.735	-5,2
DACIA	0,2	0,0	2.219	68	--	0,1	0,0	15.703	499	--
FIAT Group	6,9	7,1	79.996	84.465	-5,3	6,5	7,5	838.178	978.309	-14,3
FIAT	5,3	5,3	61.489	63.674	-3,4	4,8	5,7	620.439	741.457	-16,3
LANCIA	0,8	0,8	8.750	9.972	-12,3	0,8	0,8	102.183	98.202	+4,1
ALFA ROMEO	0,8	0,9	9.521	10.479	-9,1	0,9	1,0	111.008	134.550	-17,5
OTHERS	0,0	0,0	236	340	-30,6	0,0	0,0	4.548	4.100	+10,9
DaimlerChrysler	6,9	6,4	80.385	76.593	+5,0	6,0	6,0	772.984	776.999	-0,5
MERCEDES	5,4	4,8	62.840	57.774	+8,8	4,5	4,5	586.819	588.387	-0,3
SMART	0,9	1,0	10.600	12.399	-14,5	0,9	0,9	114.595	111.080	+3,2
CHRYSLER	0,6	0,5	6.945	6.420	+8,2	0,6	0,6	71.570	77.532	-7,7
TOYOTA & LEXUS	5,1	4,9	59.823	58.956	+1,5	5,4	5,2	695.130	676.196	+2,8
BMW Group	5,1	5,4	59.308	64.358	-7,8	5,1	4,5	658.121	590.338	+11,5
BMW	4,2	4,6	49.200	54.498	-9,7	4,2	3,7	546.319	483.621	+13,0
Mini	0,9	0,8	10.108	9.860	+2,5	0,9	0,8	111.802	106.717	+4,8
NISSAN	1,7	2,5	19.996	30.089	-33,5	2,5	2,5	324.022	326.931	-0,9
HYUNDAI	2,2	1,9	25.599	23.039	+11,1	2,1	2,0	272.833	259.583	+5,1
HONDA	1,6	1,3	18.989	16.143	+17,6	1,7	1,6	224.187	204.478	+9,6
MAZDA	1,5	1,6	17.173	18.550	-7,4	1,6	1,7	203.031	222.495	-8,7
KIA	1,5	1,2	17.140	14.548	+17,8	1,6	1,0	202.926	132.784	+52,8
SUZUKI	1,7	1,2	19.565	14.686	+33,2	1,5	1,3	196.282	173.792	+12,9
MITSUBISHI	0,9	0,8	10.834	10.128	+7,0	0,9	0,8	114.642	102.992	+11,3
MG ROVER Group	0,2	0,6	1.813	7.476	-75,7	0,3	0,8	43.424	99.731	-56,5
OTHERS	0,8	0,7	8.879	8.173	+8,6	1,0	0,7	128.293	95.537	+34,3

VW Group: VW 'others' include Bentley and Lamborghini

FORD Group: Ford includes Ford(US)

FIAT Group: FIAT 'others' include Ferrari & Maserati

(*) ACEA estimates

For further information, please call:

Mr. Alfredo Filippone - Director of Communications - Tel. (322) 738.73.45

Mrs. Anne Pouchous - Director Economics & Statistics - Tel. (322) 738.73.55



ACEA

ACEA Press Releases

New PC + CV Registrations

Calendar 2006



ACEA

ACEA

Press Releases on New **Passenger Car** Registrations in Europe (EU-23 + EFTA 3)

Calendar 2006

Period	Publication	
For December 05	Monday	16 January 06
For January 06	Thursday	16 February 06
For February 06	Thursday	16 March 06
For March 06	Friday	14 April 06
For April 06	Tuesday	16 May 06
For May 06	Thursday	15 June 06
For June 06	Friday	14 July 06
<i>Holidays</i>	<i>Holidays</i>	
For July & August 06	Friday	15 September 06
For September 06	Friday	13 October 06
For October 06	Wednesday	15 November 06
For November 06	Friday	15 December 06



ACEA

ACEA

Press Releases on New **Commercial Vehicle** Registrations in Europe (EU-15 + EFTA-3)

Calendar 2006

Period	Publication
For December 05	Thursday 26 January 06
For January 06	Friday 24 February 06
For February 06	Friday 24 March 06
For March 06	Wednesday 26 April 06
For April 06	Wednesday 24 May 06
For May 06	Tuesday 27 June 06
For June 06	Wednesday 26 July 06
<i>Holidays</i>	<i>Holidays</i>
For July & August 06	Tuesday 26 September 06
For September 06	Wednesday 25 October 06
For October 06	Friday 24 November 06
For November 06	Friday 22 December 06
For December 06	January 2007