



ACEA

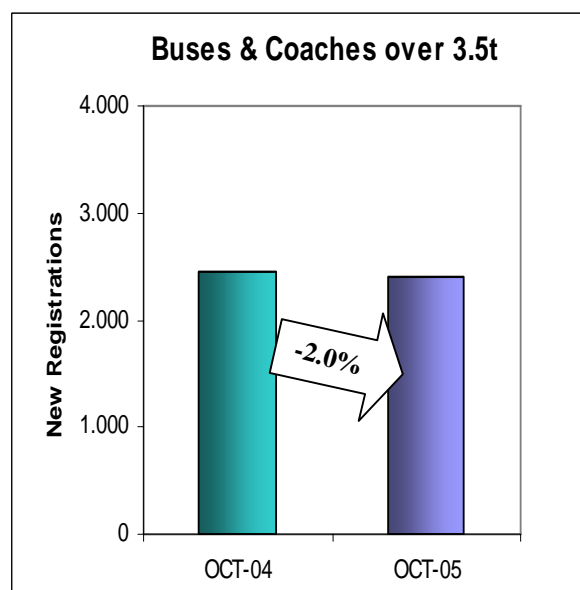
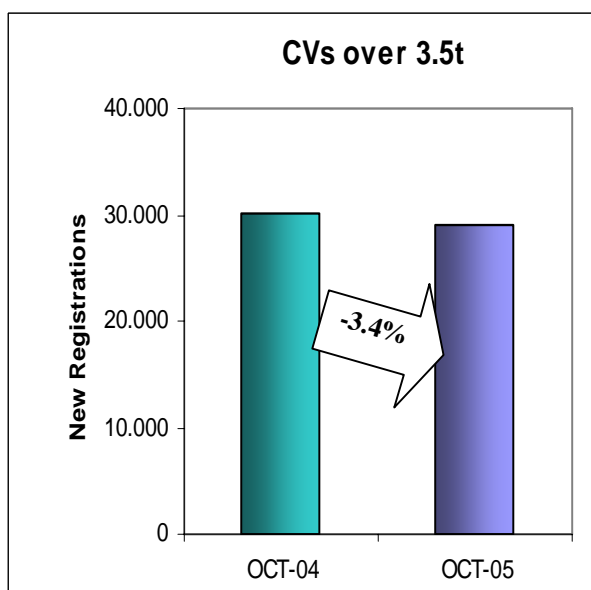
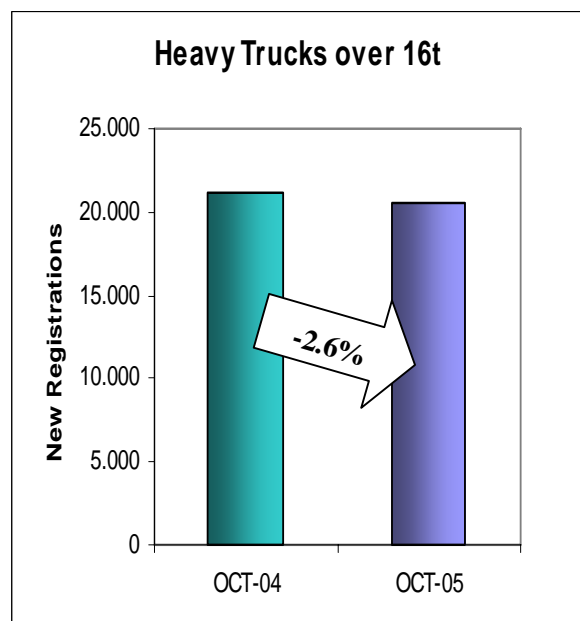
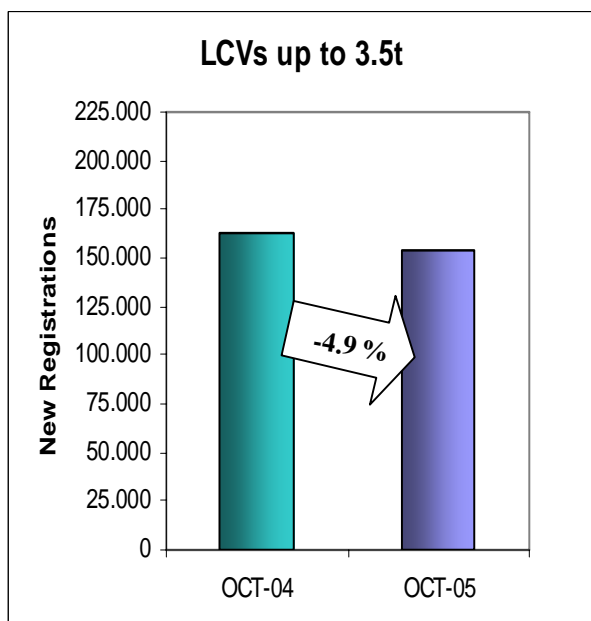
**PRESS EMBARGO FOR ALL DATA:
24 November 2005, 8.00 A.M. (7.00 A.M. GMT)**

Press Release

NEW COMMERCIAL VEHICLE REGISTRATIONS

October 2005

European Union + EFTA Countries



Next Press Release: Tuesday, 10 January 2005



ACEA

New Light Commercial Vehicles (LCVs) up to 3.5t

In total, 154.335 new LCVs were registered in W.Europe in October 2005, representing a -4.9% fall relative to the same month last year (-5.2% for the EU-15). This drop resulted to a great extent to the performance of the main markets where three countries out of five reported losses: UK (-14.1%), Italy (-4.9%), France (-1.0%). In contrast, Germany (+2.8%) and Spain (+2.2%) recorded increases in new LCV registrations.

Looking at the other countries, market activity was sustained in Denmark (+16.6%), Sweden (+14.2%), Norway (+7.7) and Switzerland (+7.6%). The situation was less favourable in the Netherlands (-50.0%), Finland (-18.2%), Austria (-13.0%), Belgium (-10.3%) and Portugal (-9.5%). Calendar effects were limited as the number of working days in October 2005 was substantially the same as in October 2004, with the only exceptions of Germany (-1 trading day).

Cumulative figures for the January-October 2005 period showed an increase in new LCV registrations of +4.0% relative to the same period last year (+3.9% for the EU-15). With the exception of Italy (-2.6%) and the UK (-0.9%), all the main markets contributed positively to this result: Spain (+16.2%), France (+3.6%) and Germany (+3.5%). Increases in year-to-date registrations were also reported in a number of the smaller markets ranging from +26.0% in Denmark to +4.6% in Greece. In contrast, the Netherlands (-21.6%), Finland (-11.9%), Portugal (-2.3%) and Switzerland (-0.9%) reported year-to-date drops.

New Heavy Commercial Vehicles (HCVs) over 16t (excluding Buses & Coaches)

New heavy truck registrations in W. Europe reached 20.630 units in October, a drop of -2.6% compared to the same month last year (-3.0% for the EU-15). This tends to confirm the deceleration of activity in the HCV sector observed already last month. Three out of the five main markets reported increases in registrations: France (+5.8%), UK (+2.9%) and Italy (+0.3). In contrast, Spain (-4.0%) and Germany (-6.9%) reported drops in new registrations. The situation in the smaller markets was mixed. The five best performing markets were Norway (+16.7%), Ireland (15.4%), Portugal (+11.0%), Switzerland (+9.6%) and the Netherlands (+5.8%). In contrast, drops in registrations were reported in Finland (-33.1%), Austria (-31.5%), Belgium (-25.1%), Sweden (-14.8%), Luxembourg (-4.2%) and Denmark (-3.0%).

Looking at the cumulative results for the first 10 months of the year, the market for new heavy trucks saw an increase of +6.5% relative to the same period last year (+6.0% for the EU-15). All the main markets contributed positively to this situation: France (+13.1%), UK (+7.6%), Spain (+2.3%), Germany (+2.2%) and Italy (+2.1%).

New Commercial Vehicles over 3.5t (excluding Buses & Coaches)

Reflecting the market developments in the heavy truck sector, the market for new commercial vehicles above 3.5t also showed a deceleration in registrations in October. In total, 29.018 new vehicles were registered, a fall of -3.4% relative to the same month last year (-3.6% for the EU-15). With the exception of France (+3.8%), all the main markets reported drops in registrations: Germany (-4.2%), the UK (-3.5%), Spain (-3.2%) and Italy (-1.2%). The situation in the other markets was mixed. Increases in new ranged from +15.7% in Portugal to +0.9% in Luxembourg. Drops ranged from -31.2% in Austria to -2.1% in Greece.

Cumulative results for the January-October period showed an increase in new commercial vehicle registrations above 3.5t of +5.2% (+5.1% for the EU-15). All the main markets contributed positively to this result: France (+11.1%), the UK (+6.7%), Germany (+3.9%) Spain (+2.2%) and Italy (+0.2%). With the exception of Greece (-18.0%), Finland (-5.6%) and the Netherlands (-1.4%), all the other markets reported a year-to-date rise in registrations.

New Buses & Coaches over 3.5t

Registrations of medium and heavy buses and coaches in W. Europe reached 2.406 units in October 2005, representing a fall of -2.0% relative to the same month last year (-1.7% for the EU-15). With the exception of Italy (-21.9%) and Spain (-6.9%), all the main markets contributed positively to this result: France (+45.6%), UK (+26.9%), Germany (+2.6%). Cumulative results for the January-October period showed a rise in new buses and coaches' registrations of 1.7% relative to the same period last year (+1.3% for the EU-15). All the main markets contributed positively to this result: Spain (+10.1%), Italy (+8.6%), France (+7.9%), the UK (+2.9%) and Germany (+2.8%).



ACEA

Press Release

**PRESS EMBARGO FOR ALL DATA :
8.00 A.M.(7.00 A.M. GMT), 24 November 2005**

PROVISIONAL

EU + EFTA COUNTRIES REGISTRATION FIGURES BY MARKET NEW LIGHT COMMERCIAL VEHICLES up to 3.5t*

24/11/05

	October '05	October '04	% Change	Jan-Oct '05	Jan-Oct '04	% Change
AUSTRIA	2.367	2.720	-13,0%	24.428	22.469	8,7%
BELGIUM	4.286	4.776	-10,3%	51.795	48.681	6,4%
DENMARK	4.415	3.785	16,6%	44.568	35.359	26,0%
FINLAND	1.198	1.465	-18,2%	12.931	14.679	-11,9%
FRANCE	33.193	33.540	-1,0%	347.012	334.924	3,6%
GERMANY	16.962	16.492	2,8%	158.568	153.238	3,5%
GREECE	1.808	1.739	4,0%	19.425	18.571	4,6%
IRELAND	1.677	1.592	5,3%	35.500	28.786	23,3%
ITALY**	18.710	19.682	-4,9%	173.836	178.415	-2,6%
LUXEMBOURG	262	252	4,0%	2.622	2.328	12,6%
NETHERLANDS	3.524	7.045	-50,0%	60.186	76.792	-21,6%
PORTUGAL	5.521	6.103	-9,5%	57.166	58.519	-2,3%
SPAIN	28.683	28.073	2,2%	315.892	271.740	16,2%
SWEDEN	2.776	2.431	14,2%	27.221	23.974	13,5%
UNITED KINGDOM	24.146	28.105	-14,1%	275.214	277.678	-0,9%
EUROPEAN UNION	149.528	157.800	-5,2%	1.606.364	1.546.153	3,9%
ICELAND	163	200	-18,5%	1.705	1.367	24,7%
NORWAY	2.890	2.683	7,7%	28.471	25.460	11,8%
SWITZERLAND	1.754	1.630	7,6%	17.887	18.007	-0,7%
EFTA	4.807	4.513	6,5%	48.063	44.834	7,2%
WEST. EUROPE	154.335	162.313	-4,9%	1.654.427	1.590.987	4,0%

(*) : Including Light Buses and Coaches

(**) : For Italy, delivery figures

For further information, please call:

Mr. Alfredo Filippone - Director of Communications - Tel. (322) 738.73.45

Mrs. Anne Pouchous - Director Statistics & Economics - Tel. (322) 738.73.55

ACEA

Association des
Constructeurs
Européens
d'Automobiles

Rue du Noyer 211
B-1000 Bruxelles
Tel (32 2) 732 55 50
Fax (32 2) 738 73 10
(32 2) 738 73 11

This information is available on ACEA's website:

<http://www.acea.be>

Next Press Release on Commercial Vehicles to be issued on 10 January 2005



ACEA

Press Release

**PRESS EMBARGO FOR ALL DATA :
8.00 A.M.(7.00 A.M. GMT), 24 November 2005**

PROVISIONAL

EU + EFTA COUNTRIES REGISTRATION FIGURES BY MARKET NEW HEAVY COMMERCIAL VEHICLES of 16t and over*

24/11/05

	October '05	October '04	% Change	Jan-Oct '05	Jan-Oct '04	% Change
AUSTRIA	503	734	-31,5%	6.762	6.636	1,9%
BELGIUM	493	658	-25,1%	7.922	6.959	13,8%
DENMARK	356	367	-3,0%	4.044	3.399	19,0%
FINLAND	178	266	-33,1%	2.409	2.436	-1,1%
FRANCE	3.485	3.295	5,8%	37.277	32.966	13,1%
GERMANY	4.602	4.943	-6,9%	46.963	45.954	2,2%
GREECE	78	73	6,8%	929	818	13,6%
IRELAND	150	130	15,4%	3.018	2.198	37,3%
ITALY	2.404	2.396	0,3%	21.940	21.486	2,1%
LUXEMBOURG	91	95	-4,2%	866	737	17,5%
NETHERLANDS	1.006	951	5,8%	10.730	10.850	-1,1%
PORTUGAL	242	218	11,0%	2.799	2.642	5,9%
SPAIN	2.661	2.773	-4,0%	25.013	24.456	2,3%
SWEDEN	334	392	-14,8%	3.817	3.407	12,0%
UNITED KINGDOM	3.461	3.365	2,9%	30.104	27.980	7,6%
EUROPEAN UNION	20.044	20.656	-3,0%	204.593	192.924	6,0%
ICELAND	15	17	-11,8%	226	136	66,2%
NORWAY	308	264	16,7%	3.206	2.560	25,2%
SWITZERLAND	263	240	9,6%	2.756	2.346	17,5%
EFTA	586	521	12,5%	6.188	5.042	22,7%
WEST. EUROPE	20.630	21.177	-2,6%	210.781	197.966	6,5%

(*) : Excluding Buses and Coaches

For further information, please call:

Mr. Alfredo Filippone - Director of Communications - Tel. (322) 738.73.45

Mrs. Anne Pouchous - Director Statistics & Economics - Tel. (322) 738.73.55

ACEA

This information is available on ACEA's website:
<http://www.acea.be>

Association des
Constructeurs
Européens
d'Automobiles

Rue du Noyer 211
B-1000 Bruxelles
Tel (32 2) 732 55 50
Fax (32 2) 738 73 10
(32 2) 738 73 11



ACEA

Press Release

**PRESS EMBARGO FOR ALL DATA :
8.00 A.M.(7.00 A.M. GMT), 24 November 2005**

PROVISIONAL

EU + EFTA COUNTRIES REGISTRATION FIGURES BY MARKET NEW MEDIUM & HEAVY COMMERCIAL VEHICLES over 3.5t*

24/11/05

	October '05	October '04	% Change	Jan-Oct '05	Jan-Oct '04	% Change
AUSTRIA	554	805	-31,2%	7.296	7.262	0,5%
BELGIUM	650	881	-26,2%	10.243	8.991	13,9%
DENMARK	421	421	0,0%	4.686	3.917	19,6%
FINLAND	292	394	-25,9%	3.538	3.749	-5,6%
FRANCE	4.187	4.032	3,8%	44.581	40.136	11,1%
GERMANY	7.970	8.316	-4,2%	81.299	78.284	3,9%
GREECE	141	144	-2,1%	1.600	1.952	-18,0%
IRELAND	273	236	15,7%	4.666	3.796	22,9%
ITALY	3.351	3.391	-1,2%	30.707	30.660	0,2%
LUXEMBOURG	108	107	0,9%	1.030	867	18,8%
NETHERLANDS	1.166	1.084	7,6%	12.285	12.455	-1,4%
PORTUGAL	334	316	5,7%	3.773	3.728	1,2%
SPAIN	3.272	3.379	-3,2%	32.176	31.468	2,2%
SWEDEN	400	473	-15,4%	4.607	4.253	8,3%
UNITED KINGDOM	5.054	5.236	-3,5%	49.607	46.479	6,7%
EUROPEAN UNION	28.173	29.215	-3,6%	292.094	277.997	5,1%
ICELAND	42	31	35,5%	533	223	139,0%
NORWAY	484	504	-4,0%	5.075	5.006	1,4%
SWITZERLAND	319	290	10,0%	3.437	3.113	10,4%
EFTA	845	825	2,4%	9.045	8.342	8,4%
WEST. EUROPE	29.018	30.040	-3,4%	301.139	286.339	5,2%

(*) : Excluding Buses and Coaches

For further information, please call:

Mr. Alfredo Filippone - Director of Communications - Tel. (322) 738.73.45

Mrs. Anne Pouchous - Director Statistics & Economics - Tel. (322) 738.73.55

ACEA

This information is available on ACEA's website:
<http://www.acea.be>

Association des
Constructeurs
Européens
d'Automobiles
Rue du Noyer 211
B-1000 Bruxelles
Tel (32 2) 732 55 50
Fax (32 2) 738 73 10
(32 2) 738 73 11



ACEA

Press Release

**PRESS EMBARGO FOR ALL DATA :
8.00 A.M.(7.00 A.M. GMT), 24 November 2005**

PROVISIONAL

EU + EFTA COUNTRIES REGISTRATION FIGURES BY MARKET NEW MEDIUM & HEAVY BUSES & COACHES over 3.5t

24/11/05

	October '05	October '04	% Change	Jan-Oct '05	Jan-Oct '04	% Change
AUSTRIA	29	38	-23,7%	483	637	-24,2%
BELGIUM	17	60	-71,7%	787	871	-9,6%
DENMARK	35	23	52,2%	356	366	-2,7%
FINLAND	20	30	-33,3%	297	338	-12,1%
FRANCE	399	274	45,6%	4.413	4.090	7,9%
GERMANY	399	389	2,6%	4.174	4.061	2,8%
GREECE	18	48	-62,5%	588	1.373	-57,2%
IRELAND	2	0	-	238	336	-29,2%
ITALY	514	658	-21,9%	4.523	4.164	8,6%
LUXEMBOURG	4	1	++	143	126	13,5%
NETHERLANDS	30	19	57,9%	809	678	19,3%
PORTUGAL	75	64	17,2%	615	540	13,9%
SPAIN	284	305	-6,9%	3.162	2.872	10,1%
SWEDEN	51	96	-46,9%	1.075	994	8,1%
UNITED KINGDOM	420	331	26,9%	3.499	3.400	2,9%
EUROPEAN UNION	2.297	2.336	-1,7%	25.162	24.846	1,3%
ICELAND	8	0	-	90	17	++
NORWAY	70	80	-12,5%	800	654	22,3%
SWITZERLAND	31	38	-18,4%	371	469	-20,9%
EFTA	109	118	-7,6%	1.261	1.140	10,6%
WEST. EUROPE	2.406	2.454	-2,0%	26.423	25.986	1,7%

For further information, please call:

Mr. Alfredo Filippone - Director of Communications - Tel. (322) 738.73.45

Mrs. Anne Pouchous - Director Statistics & Economics - Tel. (322) 738.73.55

ACEA

This information is available on ACEA's website:
<http://www.acea.be>

Association des

Constructeurs

Européens

d'Automobiles

Rue du Noyer 211

B-1000 Bruxelles

Tel (32 2) 732 55 50

Fax (32 2) 738 73 10

(32 2) 738 73 11